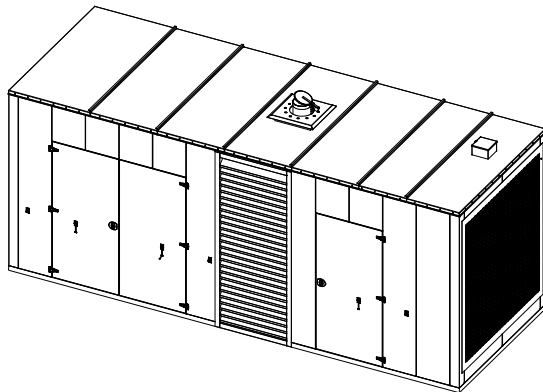
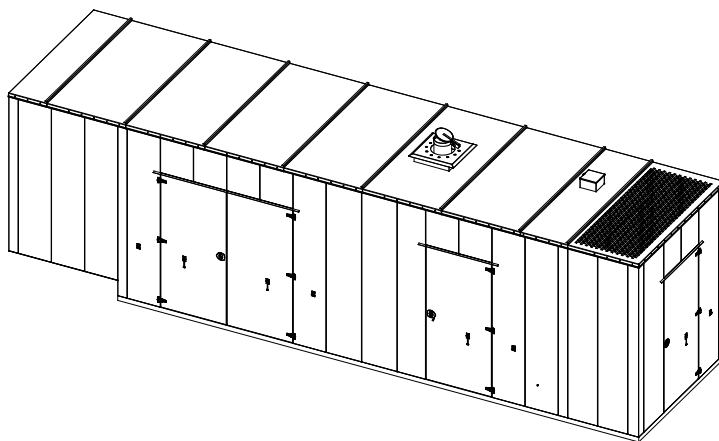


Aluminum Enclosure and Subbase Fuel Tank Package

Applicable to the following:
1250-2250REOZDD
1250-2000REOZMD



Weather Enclosure
with Internal Silencer shown



Sound Enclosure Level 1 and Level 2
with Internal Silencer shown

Available Approvals and Listings

- UL 2200 Listing
- CSA Certified
- IBC Seismic Certification
- California OSHPD Approval
(1250-2000REOZMD models only)
- cUL Listing (fuel tanks only)

NOTE: Some models may have limited third-party approvals; see your local distributor for details.

Weather Enclosure Standard Features

- Internal or external silencer, flexible exhaust connector, exhaust elbow, and rain cap.
- Mounts to lift base or subbase fuel tank. Aluminum construction with six hinged and removable doors.
- Fade-, scratch-, and corrosion-resistant polyurethane enamel that is wet-sprayed and has an automotive quality finish.
- Lockable, flush-mounted door latches.
- Air inlet louvers reduce rain and snow entry.

Sound Enclosure Standard Features

- Includes all of the weather enclosure features (except air inlet louvers) with the addition of acoustic insulation material. Sound enclosure has seven doors.
- External vertical intake hood and internal vertical discharge scoop direct air up to reduce noise.
- Acoustic insulation that meets UL 94 HF1 flammability classification.
- Sound enclosure level 1 that offers sound reduction of 15 dB(A) at 7 m (23 ft.) using acoustic insulation and acoustic-lined air inlet hoods.
- Sound enclosure level 2 that offers sound reduction of 25 dB(A) at 7 m (23 ft.) using acoustic insulation, air inlet hoods, and air discharge hood.

Subbase Fuel Tank Features

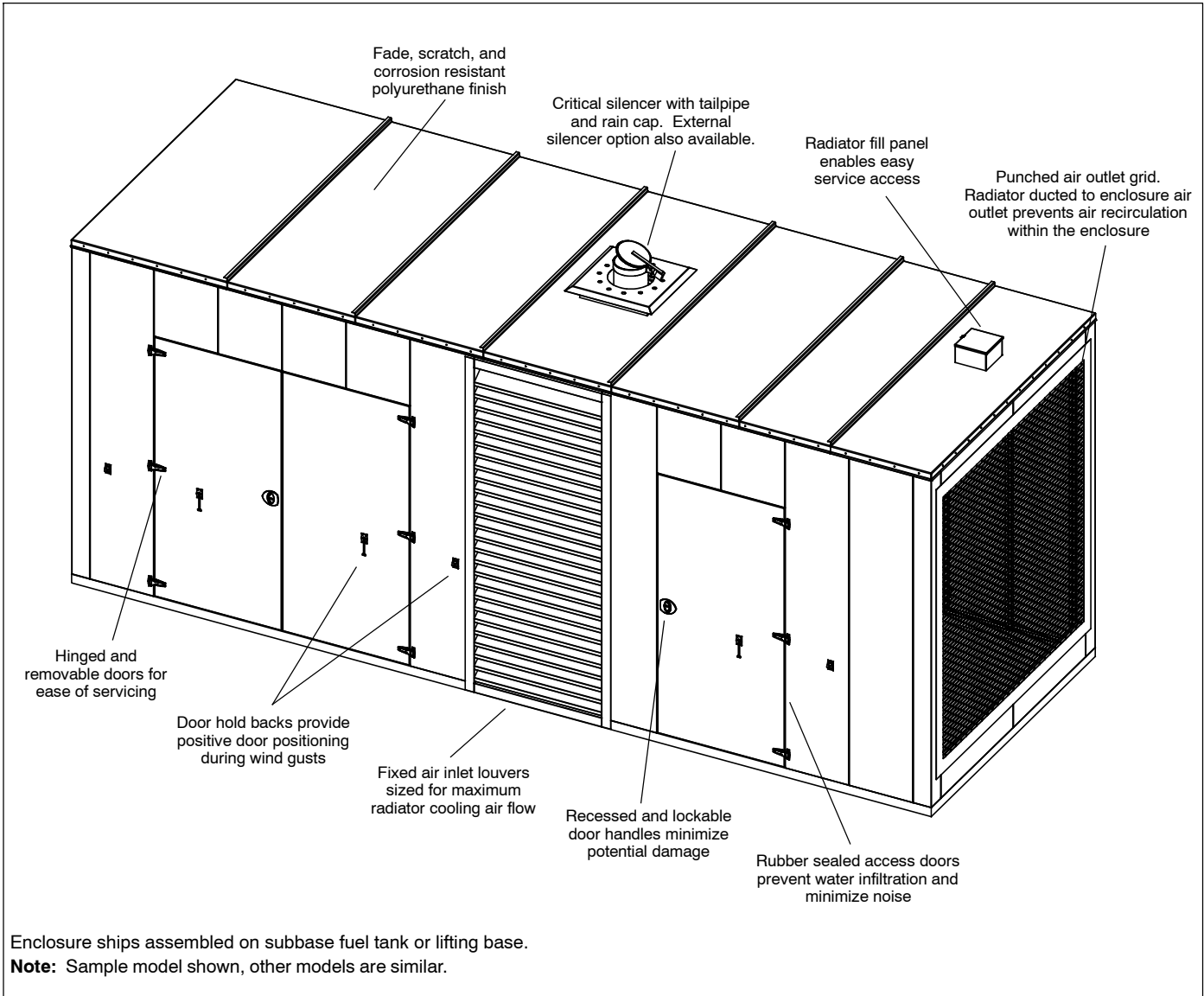
- The above-ground rectangular secondary containment tank mounts directly to the generator set, below the generator set skid (subbase).
- Both the inner and outer tanks have emergency relief vents.
- Flexible fuel lines are provided with subbase fuel tank selection.
- The secondary containment tank's construction protects against fuel leaks or ruptures. The inner (primary) tank is sealed inside the outer (secondary) tank. The outer tank contains the fuel if the inner tank leaks or ruptures.

Enclosure and Subbase Fuel Tank Combinations

There are six enclosure configurations available with the subbase fuel tanks.

- Weather Enclosure with External Silencer
- Sound Enclosure Level 1 with External Silencer
- Sound Enclosure Level 2 with External Silencer
- Weather Enclosure with Internal Silencer
- Sound Enclosure Level 1 with Internal Silencer
- Sound Enclosure Level 2 with Internal Silencer

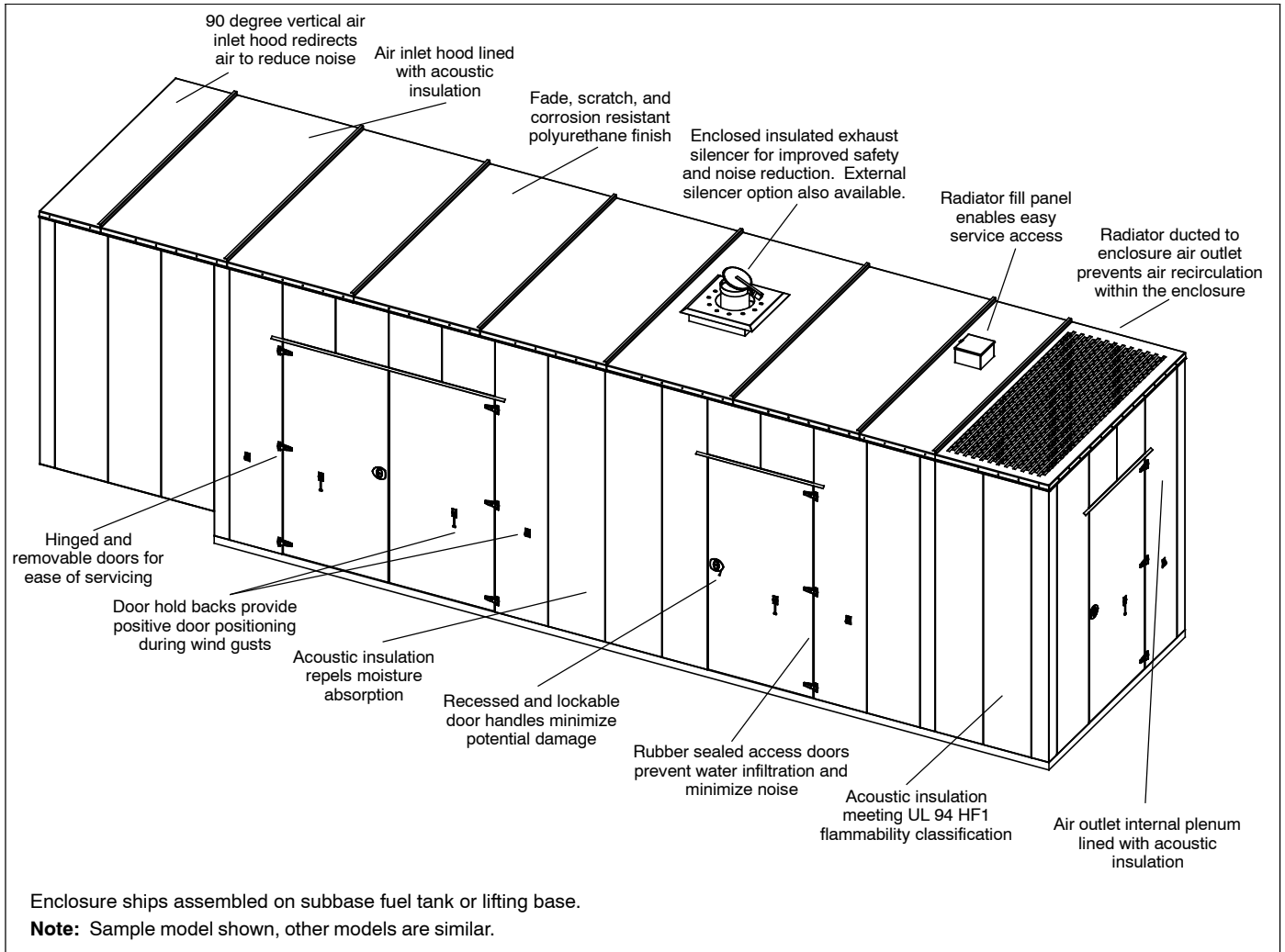
Aluminum Weather Enclosure



Weather Enclosure Features

- Heavy-duty formed panels, solid construction. Preassembled package offering corrosion resistant, dent resilient structure mounting directly to lift base or fuel tank.
- Polyurethane enamel paint. Superior finish, durability, and appearance.
- Internal critical exhaust silencer. Offers maximum component life, operator safety, and includes rain shield and cap. Models with external silencer are also available.
NOTE: Installing an additional length of exhaust tail pipe may increase backpressure levels. Please refer to the generator set spec sheet for the maximum backpressure value.
- Service access. Multi-personnel doors for easy access to generator set control and servicing of the fuel fill, fuel gauge, oil fill, and battery.
- Interchangeable modular panel construction allows design flexibility without compromising building standards.
- Bolted panels facilitate service, future modification upgrades, or field replacement.
- Cooling/combustion air intake. Weather protective designs using fixed air inlet louvers. Sized for maximum cooling airflow.
- Cooling air discharge. Weather protective design featuring horizontal air discharge. Exhausts air through a removable punched air outlet grille.

Level 1 and Level 2 Aluminum Sound Enclosure



Level 1 and Level 2 Sound Enclosure Features

- Heavy-duty formed panels, solid construction. Preassembled package offering corrosion resistant, dent resilient structure mounting directly to lift base or fuel tank.
- Polyurethane enamel paint. Superior finish, durability, and appearance.
- Internal exhaust silencer offering maximum component life and operator safety. Models with external silencer are also available.
- Cooling/combustion air intake. Attenuated models offering 90° vertical air hood redirects air to reduce noise.
- Cooling air discharge. Attenuated models offering an internal vertical discharge scoop that redirects cooling air up and above the enclosure to reduce noise.

NOTE: Installing an additional length of exhaust tail pipe may increase backpressure levels. Please refer to the generator set spec sheet for the maximum backpressure value.

- Service access. Multi-personnel doors for easy access to generator set control and servicing of the fuel fill, fuel gauge, oil fill, and battery.
- Interchangeable modular panel construction. Allows complete serviceability or replacement without compromising enclosure design.
- Bolted panels facilitate service, future modification upgrades, or field replacement.

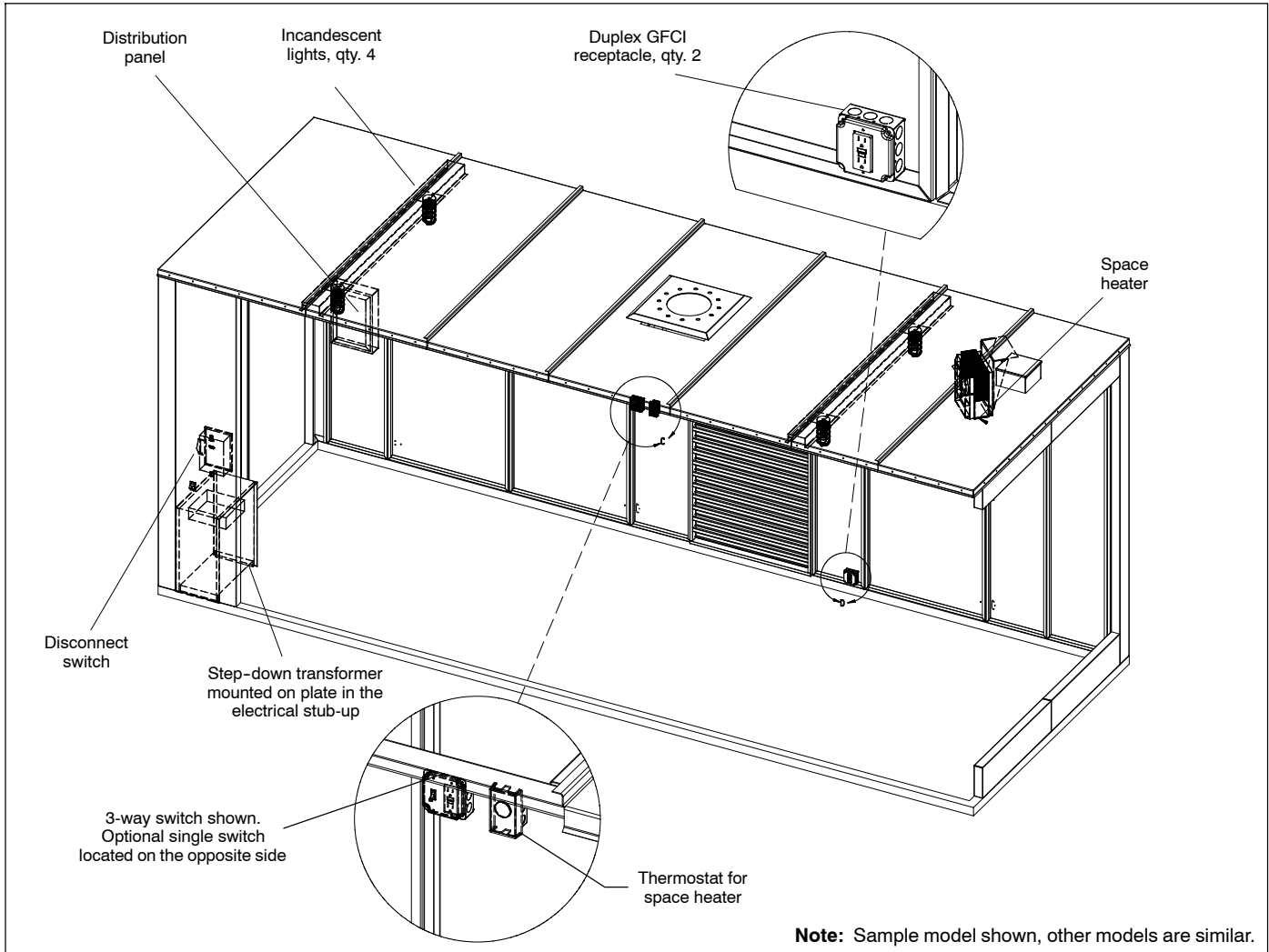
Level 1 Sound Enclosure Features

- Attenuated design using a critical silencer. Acoustic insulation UL 94 HF1 listed for flame resistance; design offering 15 dB(A) attenuation using acoustic insulation.

Level 2 Sound Enclosure Features

- Attenuated design using a hospital silencer. Acoustic insulation UL 94 HF1 listed for flame resistance; design offering 25 dB(A) attenuation using acoustic insulation.

Aluminum Weather and Sound Enclosure Options



Enclosure Material

- Aluminum Enclosure

Enclosure Silencer Options

- External Critical Silencer, weather enclosure
- External Critical Silencer, sound enclosure, level 1
- External Hospital Silencer, sound enclosure, level 2
- Internal Critical Silencer, weather enclosure
- Internal Critical Silencer, sound enclosure, level 1
- Internal Hospital Silencer, sound enclosure, level 2

DC Light Package

DC Light Package (DLP). Prewired qty. 2, internal DC light package offering an economical alternative light source within the enclosure, as a complement to the BEP or a source of light when AC power is not available. Battery drain limited with fuse protection and controlled through a 0-60 minute, spring-wound, no-hold timer.

- Additional DC lights, qty. 2.

Aluminum Weather and Sound Enclosure Options, continued

Basic Electrical Package (BEP)

Distribution Panel/Load Center. Prewired AC power distribution of all factory-installed features including block heater, two GFCI-protected internal 120-volt service receptacles, internal lighting, and commercial grade wall switch. The single-phase or three-phase load center powered by building source power and protected by a main circuit breaker, rated for 100 or 200 amps with capacity and circuit positions for future expansion. AC power distribution installed in accordance with NEC and all wiring within EMT thin wall conduit. Incandescent or fluorescent AC lights located within UL-listed fixtures designed for wet locations.

- BEP, single-phase load center, 120/240 VAC with three AC incandescent lights.
- BEP, three-phase load center, 120/208/240 VAC with three AC incandescent lights.
- BEP, single-phase load center, 120/240 VAC with three AC fluorescent lights.
- BEP, three-phase load center, 120/208/240 VAC with three AC fluorescent lights.
- 100 amp load center.
- 200 amp load center.
- Additional AC lights (qty. 2).
- Additional GFCI duplex receptacles (qty. 2) internal mounted.
- Additional GFCI duplex receptacles (qty. 2) external mounted.

Enclosure Heater

Heater, 5 kW Ceiling Mounted. Electrical utility heater prewired to load center internal to enclosure. Rated at 17100 Btu. Includes adjustable louvers offering down flow and horizontal air tuning, built-in thermostat with automatic fan delay controls.

- Heater, single phase at 208 or 240 VAC.
- Heater, three phase at 208 or 240 VAC.

Emergency Lights

- Emergency Lights.** Mounted inside the enclosure with batteries, qty. 2.

Exhaust Fan

- Exhaust Fan.** Mounted inside the enclosure.

Miscellaneous Enclosure Accessories

- Viewing Window.** Control panel viewing window (may compromise sound attenuation).
- Emergency Stop Switch.** Generator set emergency stop switch, qty. 1.
- Battery Charger, Mounted.** Mounting and prewiring of DC output and AC input when optional BEP is selected. Battery charger located inside the enclosure and accessible through an access door.
- Battery Charger with Alarms.** Mounted and wired.
- Internal Release Handles.** Internal release handle for each door.

Motorized Discharge Louvers.

- Aluminum construction

Gravity Discharge.

- Aluminum construction

Motorized Inlet Louvers.

- Aluminum construction

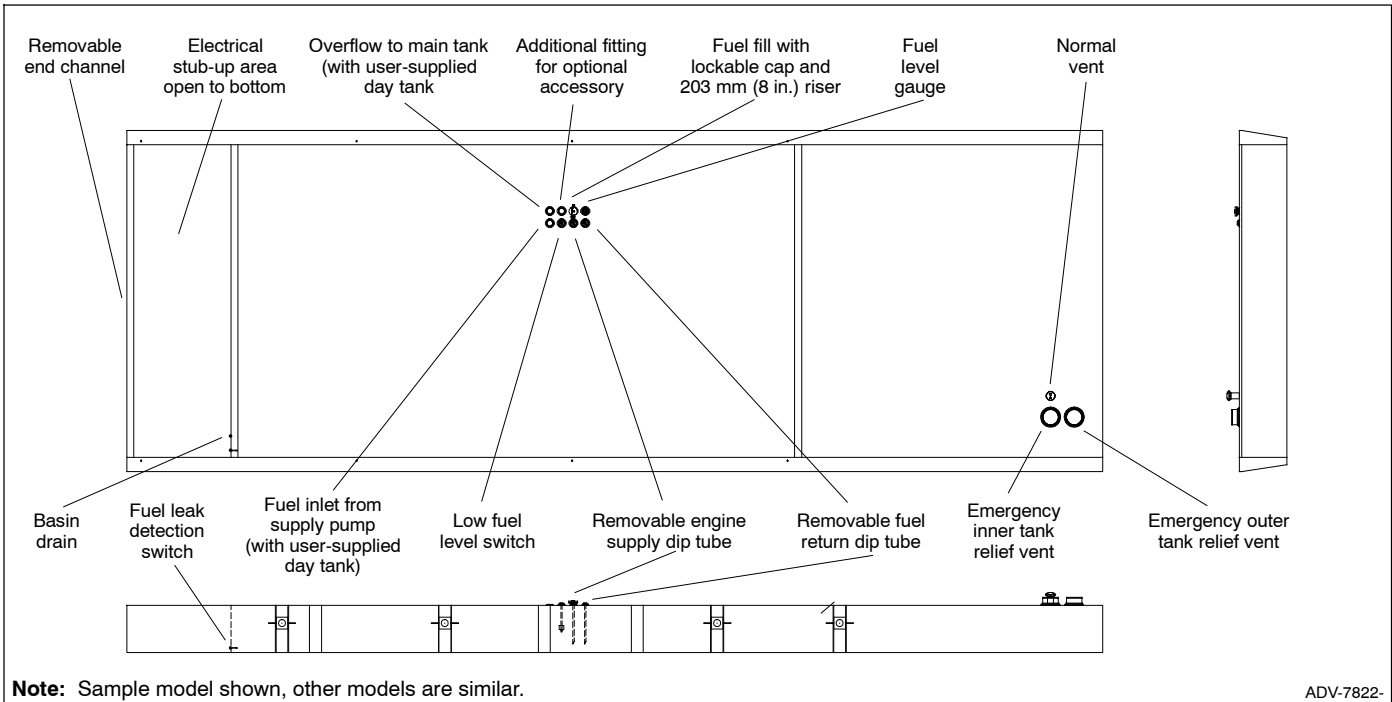
Stepdown Transformer. 37.5 kVA, 480 volt primary and 120/208 secondary. Mounted in electrical stub-up area.

- Single-phase
- Three-phase

Disconnect. Disconnect switch for 37.5 kVA transformer.

- Single-phase
- Three-phase

Subbase Fuel Tank



Standard Subbase Fuel Tank Features

- Extended operation. Optional tank capacities for multiple hour requirements.
- UL listed. Secondary containment generator set base tank meeting UL 142 requirements.
- NFPA compliant. Designed to comply with the installation standards of NFPA 30 and NFPA 37.
- Integral external lift lugs. Enables crane with spreader-bar lifting of the complete package (empty tank, mounted generator set, and enclosure) to ensure safety.
- Emergency pressure relief vents. Vents ensure adequate venting of inner and outer tank under extreme pressure and/or emergency conditions.
- Normal vent with cap. Vent is raised above lockable fuel fill.
- Low fuel level switch. Annunciates a 50% low fuel level condition at generator set control.
- Leak detection switch. Annunciates a contained primary tank fuel leak condition at generator set control.
- Electrical stub-up.

Subbase Fuel Tank Option

- ULC-S601 tank listing

State Code Subbase Fuel Tank Options

Bottom Clearance/Coating

- I-beams, provides 106 mm (4.2 in.) of ground clearance
- Epoxy mastic coating

Fuel in Basin Options

- Fuel in basin switch, Florida Dept. of Environmental Protection (FDEP) File No. EQ-682 approved

Fuel Fill Options

- Fill pipe extension to within 152 mm (6 in.) of bottom of fuel tank
- 18.9 L (5 gallon) spill containment, Florida Dept. of Environmental Protection (FDEP) File No. EQ-345 approved
- 18.9 L (5 gallon) spill containment with 95% shutoff, Florida Dept. of Environmental Protection (FDEP) File No. EQ-345/EQ-257 approved
- 18.9 L (5 gallon) spill containment fill to within 152 mm (6 in.) of bottom of fuel tank

Fuel Supply Options

- Fire safety valve (installed on fuel supply line)
- Ball valve (installed on fuel supply line)

High Fuel Level Switch

- High fuel level switch
- High fuel level switch, Florida Dept. of Environmental Protection (FDEP) File No. EQ-682 approved

Normal Vent Options

- 3.7 m (12 ft.) above grade (without spill containment)
- 3.7 m (12 ft.) above grade (with spill containment)

Tank Marking Options

- Decal, Combustible Liquids - Keep Fire Away (qty. 2)
- Decal, NFPA 704 identification (qty. 2)
- Decal, tank number and safe fuel fill height (qty. 2)
- Decal, tank number and safe fuel fill height, NFPA 704 identification

| Fuel Tank Capacity, L (gal.) | Est. Fuel Supply Hours at 60 Hz with Full Load | 1250/1500/1750REOZDD with 40°C Radiator | | | Max. Weight, † kg (lb.) | Fuel Tank Height, mm (in.) | Sound Pressure Reduction at 7 m (23 ft.) |
|------------------------------|--|---|-------|--------|-------------------------|----------------------------|--|
| | | Max. Dimensions, mm (in.) | | | | | |
| | | Length | Width | Height | | | |

Weather Enclosure with Internal Silencer and Subbase Fuel Tank *

| | | | | | | | |
|--------------|----------|-------------|------------|------------|---------------|-----------|---|
| Lifting Base | 0 | 7468 (294) | 2743 (108) | 4140 (163) | 18370 (40500) | 203 (8) | — |
| 5110 (1350) | 14/12/11 | 7976 (314) | | 4318 (170) | 19704 (43440) | 381 (15) | |
| 6057 (1600) | 17/14/13 | | | 4369 (172) | 19894 (43860) | 432 (17) | |
| 7949 (2100) | 22/19/17 | 9296 (366) | | 4394 (173) | 20479 (45150) | 457 (18) | |
| 9842 (2600) | 28/23/21 | 11278 (444) | | | 21228 (46800) | | |
| 11848 (3130) | 33/28/25 | 13259 (522) | | | 21999 (48500) | | |
| 15709 (4150) | 44/37/33 | 8179 (322) | | 5156 (203) | 21182 (46700) | 1016 (40) | |
| 19495 (5150) | 55/46/42 | 9347 (368) | | 5207 (205) | 21931 (48350) | 1067 (42) | |
| 23318 (6160) | 65/55/50 | 10922 (430) | | | 22797 (50260) | | |
| 29148 (7700) | 82/69/62 | 13259 (522) | | | 24131 (53200) | | |

Sound Enclosure (Level 2 Data Shown) with Internal Silencer and Subbase Fuel Tank *

| | | | | | | | | |
|--------------|----------|-------------|------------|-------------|---------------|---------------|---|-----------|
| Lifting Base | 0 | 11862 (467) | 2896 (114) | 4191 (165) | 19936 (43950) | 203 (8) | Level 1 -15dB(A) or Level 2 -25 dB(A) | |
| 5110 (1350) | 14/12/11 | | | 4293 (169) | 21061 (46430) | 305 (12) | | |
| 6057 (1600) | 17/14/13 | | | 4343 (171) | 21206 (46750) | 356 (14) | | |
| 7949 (2100) | 22/19/17 | | | 13208 (520) | 4445 (175) | 21501 (47400) | | 457 (18) |
| 9842 (2600) | 28/23/21 | | | | 22272 (49100) | | | |
| 11848 (3130) | 33/28/25 | | | | 23066 (50850) | | | |
| 15709 (4150) | 44/37/33 | | | 11862 (467) | 5055 (199) | 22666 (49970) | | 864 (34) |
| 19495 (5150) | 55/46/42 | | | | 5259 (207) | 23247 (51250) | | 1067 (42) |
| 23318 (6160) | 65/55/50 | | | | | 24131 (53200) | | |
| 29148 (7700) | 82/69/62 | | | 13208 (520) | 25538 (56300) | | | |

| Fuel Tank Capacity, L (gal.) | Est. Fuel Supply Hours at 60 Hz with Full Load | 1250/1500/1750REOZDD with 50°C Radiator | | | Max. Weight, † kg (lb.) | Fuel Tank Height, mm (in.) | Sound Pressure Reduction at 7 m (23 ft.) |
|------------------------------|--|---|-------|--------|-------------------------|----------------------------|--|
| | | Max. Dimensions, mm (in.) | | | | | |
| | | Length | Width | Height | | | |

Weather Enclosure with Internal Silencer and Subbase Fuel Tank *

| | | | | | | | |
|--------------|----------|---------------|------------|------------|---------------|-----------|---|
| Lifting Base | 0 | 7620 (300) | 3505 (138) | 4140 (163) | 19301 (42550) | 203 (8) | — |
| 5110 (1350) | 14/12/11 | 8128 (320) | | 4216 (166) | 20922 (46125) | 279 (11) | |
| 6057 (1600) | 17/14/11 | | | 4267 (168) | 21072 (46455) | 330 (13) | |
| 7949 (2100) | 22/19/17 | 8839 (348) | | 4369 (172) | 21376 (47125) | 432 (17) | |
| 9842 (2600) | 28/23/21 | 10363 (408) | | 4394 (173) | 21773 (48000) | 457 (18) | |
| 11848 (3130) | 33/28/25 | 13208 (520) | | | 22487 (49575) | | |
| 15709 (4150) | 44/37/33 | 8280 (326) | | | 23841 (52560) | | |
| 19495 (5150) | 55/46/42 | 8687 (342) | | 5080 (200) | 22573 (49765) | 940 (37) | |
| 23318 (6160) | 65/55/50 | 10414 (410) | | 5207 (205) | 23245 (51245) | 1067 (42) | |
| 29148 (7700) | 82/69/62 | 24370 (53725) | | | | | |

Sound Enclosure (Level 2 Data Shown) with Internal Silencer and Subbase Fuel Tank *

| | | | | | | | |
|--------------|----------|-------------|------------|------------|---------------|-----------|---|
| Lifting Base | 0 | 12776 (503) | 3658 (144) | 4191 (165) | 20800 (45855) | 203 (8) | Level 1 -15dB(A) or Level 2 -25 dB(A) |
| 5110 (1350) | 14/12/11 | | | 4293 (169) | 22507 (49620) | 305 (12) | |
| 6057 (1600) | 17/14/11 | | | 4318 (170) | 22689 (50020) | 330 (13) | |
| 7949 (2100) | 22/19/17 | | | 4394 (173) | 23036 (50785) | 330 (13) | |
| 9842 (2600) | 28/23/21 | | | 4470 (176) | 23310 (51390) | 406 (16) | |
| 11848 (3130) | 33/28/25 | | | | 23591 (52010) | 483 (19) | |
| 15709 (4150) | 44/37/33 | | | | 24490 (53990) | | |
| 19495 (5150) | 55/46/42 | | | 4953 (195) | 24152 (53245) | 762 (30) | |
| 23318 (6160) | 65/55/50 | | | 5080 (200) | 24632 (54305) | 889 (35) | |
| 29148 (7700) | 82/69/62 | | | 5258 (207) | 25306 (55790) | 1067 (42) | |

Note: Refer to TIB-114 for generator set sound data.

* Data in table is for reference only. Refer to your authorized Kohler distributor for enclosure and subbase fuel tank specification details.

† Max. weight includes the generator set (wet), enclosure, silencer, and tank (no fuel).

| Fuel Tank Capacity, L (gal.) | Est. Fuel Supply Hours at 60 Hz with Full Load | 2000REOZDD with 40°C Radiator | | | | Fuel Tank Height, mm (in.) | Sound Pressure Reduction at 7 m (23 ft.) |
|------------------------------|--|-------------------------------|-------|--------|-------------------------|----------------------------|--|
| | | Max. Dimensions, mm (in.) | | | Max. Weight, † kg (lb.) | | |
| | | Length | Width | Height | | | |

Weather Enclosure with Internal Silencer and Subbase Fuel Tank *

| | | | | | | | |
|--------------|----|-------------|------------|------------|---------------|---------------|---|
| Lifting Base | 0 | 7925 (312) | 2743 (108) | 4013 (158) | 19135 (42185) | 203 (8) | — |
| 5110 (1350) | 9 | 8433 (332) | | 4166 (164) | 20541 (45285) | 356 (14) | |
| 6057 (1600) | 11 | | | 4216 (166) | 20688 (45610) | 406 (16) | |
| 7949 (2100) | 14 | | | 4343 (171) | 21012 (46325) | 533 (21) | |
| 9842 (2600) | 18 | | | 9347 (368) | 4369 (172) | 21475 (47345) | |
| 11848 (3130) | 21 | 10922 (430) | | 4775 (188) | 22112 (48750) | 965 (38) | |
| 15709 (4150) | 28 | 8433 (332) | | | 21784 (48025) | | |
| 19495 (5150) | 35 | 9296 (366) | | 5080 (200) | 22546 (49705) | 1067 (42) | |
| 23318 (6160) | 42 | 10871 (428) | | | 23387 (51560) | | |
| 29148 (7700) | 52 | 13564 (534) | | | 24882 (54855) | | |

Sound Enclosure (Level 2 Data Shown) with Internal Silencer and Subbase Fuel Tank *

| | | | | | | | |
|--------------|----|-------------|------------|------------|---------------|-----------|---|
| Lifting Base | 0 | 12319 (485) | 3150 (124) | 4191 (165) | 20625 (45470) | 203 (8) | Level 1 -15dB(A) or Level 2 -25 dB(A) |
| 5110 (1350) | 9 | | | 4267 (168) | 22210 (48965) | 279 (11) | |
| 6057 (1600) | 11 | | | 4318 (170) | 22367 (49310) | 330 (13) | |
| 7949 (2100) | 14 | | | 4394 (173) | 22630 (49890) | 406 (16) | |
| 9842 (2600) | 18 | | | 4496 (177) | 22920 (50530) | 508 (20) | |
| 11848 (3130) | 21 | | | | 23483 (51770) | | |
| 15709 (4150) | 28 | | | 4953 (195) | 23297 (51360) | 762 (30) | |
| 19495 (5150) | 35 | | | 5131 (202) | 23850 (52580) | 940 (37) | |
| 23318 (6160) | 42 | | | 5258 (207) | 24431 (53860) | 1067 (42) | |
| 29148 (7700) | 52 | | | | 25846 (56980) | | |

| Fuel Tank Capacity, L (gal.) | Est. Fuel Supply Hours at 60 Hz with Full Load | 2000REOZDD with 50°C Radiator | | | | Fuel Tank Height, mm (in.) | Sound Pressure Reduction at 7 m (23 ft.) |
|------------------------------|--|-------------------------------|-------|--------|-------------------------|----------------------------|--|
| | | Max. Dimensions, mm (in.) | | | Max. Weight, † kg (lb.) | | |
| | | Length | Width | Height | | | |

Weather Enclosure with Internal Silencer and Subbase Fuel Tank *

| | | | | | | | | |
|--------------|----|-------------|------------|-------------|---------------|---------------|---|-----------|
| Lifting Base | 0 | 8230 (324) | 3658 (144) | 4191 (165) | 19775 (43595) | 203 (8) | — | |
| 5110 (1350) | 9 | 8738 (344) | | 4242 (167) | 21535 (47475) | 254 (10) | | |
| 6057 (1600) | 11 | | | 4293 (169) | 21684 (47805) | 305 (12) | | |
| 7949 (2100) | 14 | | | 9144 (360) | 4343 (171) | 22052 (48615) | | 356 (14) |
| 9842 (2600) | 18 | | | 11125 (438) | | 22954 (50605) | | |
| 11848 (3130) | 21 | 13005 (512) | | 4877 (192) | 23784 (52435) | 686 (27) | | |
| 15709 (4150) | 28 | 8738 (344) | | | 22941 (50575) | | | |
| 19495 (5150) | 35 | | | 5055 (199) | 23517 (51845) | 864 (34) | | |
| 23318 (6160) | 42 | | | 5207 (205) | 24011 (52935) | 1016 (40) | | |
| 29148 (7700) | 52 | | | 10160 (400) | 5258 (207) | 25191 (55535) | | 1067 (42) |

Sound Enclosure (Level 2 Data Shown) with Internal Silencer and Subbase Fuel Tank *

| | | | | | | | |
|--------------|----|-------------|------------|------------|---------------|-----------|---|
| Lifting Base | 0 | 13818 (544) | 3658 (144) | 4191 (165) | 21468 (47330) | 203 (8) | Level 1 -15dB(A) or Level 2 -25 dB(A) |
| 5110 (1350) | 9 | | | 4242 (167) | 23319 (51410) | 254 (10) | |
| 6057 (1600) | 11 | | | | 23550 (51920) | | |
| 7949 (2100) | 14 | | | 4318 (170) | 23813 (52500) | 330 (13) | |
| 9842 (2600) | 18 | | | 4369 (172) | 24040 (53000) | 381 (15) | |
| 11848 (3130) | 21 | | | 4445 (175) | 24294 (53560) | 457 (18) | |
| 15709 (4150) | 28 | | | 4775 (188) | 24280 (53530) | 584 (23) | |
| 19495 (5150) | 35 | | | 4877 (192) | 24716 (54490) | 686 (27) | |
| 23318 (6160) | 42 | | | 5029 (198) | 25274 (55720) | 838 (33) | |
| 29148 (7700) | 52 | | | 5232 (206) | 26059 (57450) | 1041 (41) | |

Note: Refer to TIB-114 for generator set sound data.

* Data in table is for reference only. Refer to your authorized Kohler distributor for enclosure and subbase fuel tank specification details.

† Max. weight includes the generator set (wet), enclosure, silencer, and tank (no fuel).

| Fuel Tank Capacity, L (gal.) | Est. Fuel Supply Hours at 60 Hz with Full Load | 2250REOZDD with 40/50°C Radiator | | | Fuel Tank Height, mm (in.) | Sound Pressure Reduction at 7 m (23 ft.) | |
|------------------------------|--|----------------------------------|-------|--------|----------------------------|--|-------------------------|
| | | Max. Dimensions, mm (in.) | | | | | Max. Weight, † kg (lb.) |
| | | Length | Width | Height | | | |

Weather Enclosure with Internal Silencer and Subbase Fuel Tank *

| | | | | | | | |
|--------------|----|-------------|------------|-------------|---------------|---------------|---|
| Lifting Base | 0 | 8230 (324) | 3658 (144) | 4191 (165) | 19865 (43795) | 203 (8) | — |
| 5110 (1350) | 8 | 8738 (344) | | 4242 (167) | 21625 (47675) | 254 (10) | |
| 6057 (1600) | 10 | | | 4293 (169) | 21774 (48005) | 305 (12) | |
| 7949 (2100) | 13 | 9144 (360) | | 4343 (171) | 22142 (48815) | 356 (14) | |
| 9842 (2600) | 16 | 11125 (438) | | | 23044 (50805) | | |
| 11848 (3130) | 19 | 13005 (512) | | | 23875 (52635) | | |
| 15709 (4150) | 25 | 8738 (344) | | 4877 (192) | 23031 (50775) | 686 (27) | |
| 19495 (5150) | 31 | | | 5055 (199) | 23607 (52045) | 864 (34) | |
| 23318 (6160) | 38 | | | 5207 (205) | 24101 (53135) | 1016 (40) | |
| 29148 (7700) | 47 | | | 10160 (400) | 5258 (207) | 25281 (55735) | |

Sound Enclosure (Level 2 Data Shown) with Internal Silencer and Subbase Fuel Tank *

| | | | | | | | |
|--------------|----|-------------|------------|---------------|---------------|-----------|---|
| Lifting Base | 0 | 13818 (544) | 3658 (144) | 4191 (165) | 21559 (47530) | 203 (8) | Level 1 -15dB(A) or Level 2 -25 dB(A) |
| 5110 (1350) | 8 | | | 4242 (167) | 23409 (51610) | 254 (10) | |
| 6057 (1600) | 10 | | | 23641 (52120) | 23904 (52700) | 330 (13) | |
| 7949 (2100) | 13 | | | 4318 (170) | 24131 (53200) | 381 (15) | |
| 9842 (2600) | 16 | | | 4369 (172) | 24385 (53760) | 457 (18) | |
| 11848 (3130) | 19 | | | 4445 (175) | 24372 (53730) | 584 (23) | |
| 15709 (4150) | 25 | | | 4775 (188) | 24807 (54690) | 686 (27) | |
| 19495 (5150) | 31 | | | 4877 (192) | 25365 (55920) | 838 (33) | |
| 23318 (6160) | 38 | | | 5029 (198) | 26150 (57650) | 1041 (41) | |
| 29148 (7700) | 47 | | | 5232 (206) | | | |

| Fuel Tank Capacity, L (gal.) | Est. Fuel Supply Hours at 60 Hz with Full Load | 1250REOZMD with 40°C/50°C Radiator | | | Fuel Tank Height, mm (in.) | Sound Pressure Reduction at 7 m (23 ft.) | |
|------------------------------|--|------------------------------------|-------|--------|----------------------------|--|-------------------------|
| | | Max. Dimensions, mm (in.) | | | | | Max. Weight, † kg (lb.) |
| | | Length | Width | Height | | | |

Weather Enclosure with Internal Silencer and Subbase Fuel Tank *

| | | | | | | | |
|--------------|----|-------------|------------|------------|---------------|-----------|---|
| Lifting Base | 0 | 7163 (282) | 2591 (102) | 3708 (146) | 14697 (32400) | 203 (8) | — |
| 5110 (1350) | 13 | 7671 (302) | | 3912 (154) | 15994 (35260) | 406 (16) | |
| 6057 (1600) | 15 | | | 3988 (157) | 16157 (35620) | 483 (19) | |
| 7949 (2100) | 20 | | | 4115 (162) | 16493 (36360) | 610 (24) | |
| 9842 (2600) | 25 | | | 4242 (167) | 16806 (37050) | 737 (29) | |
| 11848 (3130) | 30 | 8128 (320) | | 4318 (170) | 17196 (37910) | 813 (32) | |
| 15709 (4150) | 40 | 10363 (408) | | | 18201 (40125) | 864 (34) | |
| 19495 (5150) | 50 | 9246 (364) | | 4369 (172) | 19074 (42050) | | |
| 23318 (6160) | 60 | 11430 (450) | | 4775 (188) | 19274 (42490) | 1067 (42) | |
| 29148 (7700) | 74 | 13970 (550) | | | 20598 (45410) | | |

Sound Enclosure (Level 2 Data Shown) with Internal Silencer and Subbase Fuel Tank *

| | | | | | | | |
|--------------|----|-------------|------------|------------|---------------|-----------|---|
| Lifting Base | 0 | 11278 (444) | 2896 (114) | 4191 (165) | 16043 (35370) | 203 (8) | Level 1 -15dB(A) or Level 2 -25 dB(A) |
| 5110 (1350) | 13 | | | 4293 (169) | 17472 (38520) | 305 (12) | |
| 6057 (1600) | 15 | | | 4343 (171) | 17613 (38830) | 356 (14) | |
| 7949 (2100) | 20 | | | | 17903 (39470) | 457 (18) | |
| 9842 (2600) | 25 | 12649 (498) | | 4445 (175) | 18624 (41060) | | |
| 11848 (3130) | 30 | | | | 19377 (42720) | 864 (34) | |
| 15709 (4150) | 40 | 11278 (444) | | 5055 (199) | 18742 (41320) | | |
| 19495 (5150) | 50 | | | 5258 (207) | 19291 (42530) | 1067 (42) | |
| 23318 (6160) | 60 | | | | 20144 (44410) | | |
| 29148 (7700) | 74 | 12700 (500) | | | 21405 (47190) | | |

Note: Refer to TIB-114 for generator set sound data.

* Data in table is for reference only. Refer to your authorized Kohler distributor for enclosure and subbase fuel tank specification details.

† Max. weight includes the generator set (wet), enclosure, silencer, and tank (no fuel).

| Fuel Tank Capacity, L (gal.) | Est. Fuel Supply Hours at 60 Hz with Full Load | 1600REOZMD with 40°C/50°C Radiator | | | | Fuel Tank Height, mm (in.) | Sound Pressure Reduction at 7 m (23 ft.) |
|------------------------------|--|------------------------------------|-------|--------|-------------------------|----------------------------|--|
| | | Max. Dimensions, mm (in.) | | | Max. Weight, † kg (lb.) | | |
| | | Length | Width | Height | | | |

Weather Enclosure with Internal Silencer and Subbase Fuel Tank *

| | | | | | | | |
|--------------|----|-------------|------------|---------------|---------------|---------------|---|
| Lifting Base | 0 | 7874 (310) | 2743 (108) | 4039 (159) | 17373 (38300) | 203 (8) | — |
| 5110 (1350) | 10 | 8382 (330) | | 4191 (165) | 18779 (41400) | 356 (14) | |
| 6057 (1600) | 12 | | | 4242 (167) | 18926 (41725) | 406 (16) | |
| 7949 (2100) | 16 | | | 4343 (171) | 19210 (42350) | 508 (20) | |
| 9842 (2600) | 20 | | | 9246 (364) | 4394 (173) | 19700 (43430) | |
| 11848 (3130) | 24 | 10820 (426) | | 20344 (44850) | | | |
| 15709 (4150) | 32 | 14021 (552) | | 5055 (199) | 21636 (47700) | 1016 (40) | |
| 19495 (5150) | 40 | 9652 (380) | | | 21242 (46830) | | |
| 23318 (6160) | 48 | 10770 (424) | | | 21999 (48500) | | |
| 29148 (7700) | 60 | 13157 (518) | | 5105 (201) | 23337 (51450) | 1067 (42) | |

Sound Enclosure (Level 2 Data Shown) with Internal Silencer and Subbase Fuel Tank *

| | | | | | | | | | | |
|--------------|----|-------------|------------|-------------|---------------|---------------|---|-----------|---------------|-----------|
| Lifting Base | 0 | 12319 (485) | 2896 (114) | 4191 (165) | 18654 (41125) | 203 (8) | Level 1 -15dB(A) or Level 2 -25 dB(A) | | | |
| 5110 (1350) | 10 | | | 4293 (169) | 20130 (44380) | 305 (12) | | | | |
| 6057 (1600) | 12 | | | 4318 (170) | 20312 (44780) | 330 (13) | | | | |
| 7949 (2100) | 16 | | | 4420 (174) | 20625 (45470) | 432 (17) | | | | |
| 9842 (2600) | 20 | | | | 21355 (47080) | | | | | |
| 11848 (3130) | 24 | | | 13767 (542) | 4953 (195) | 22129 (48785) | | 762 (30) | | |
| 15709 (4150) | 32 | | | 12319 (485) | | 21673 (47780) | | | 940 (37) | |
| 19495 (5150) | 40 | | | | | 5131 (202) | | | 22224 (48995) | 1016 (40) |
| 23318 (6160) | 48 | | | | | 5207 (205) | | | 22993 (50690) | 1067 (42) |
| 29148 (7700) | 60 | | | 12395 (488) | 5258 (207) | 24131 (53200) | | 1067 (42) | | |

| Fuel Tank Capacity, L (gal.) | Est. Fuel Supply Hours at 60 Hz with Full Load | 1750/2000REOZMD with 40°C Radiator | | | | Fuel Tank Height, mm (in.) | Sound Pressure Reduction at 7 m (23 ft.) |
|------------------------------|--|------------------------------------|-------|--------|-------------------------|----------------------------|--|
| | | Max. Dimensions, mm (in.) | | | Max. Weight, † kg (lb.) | | |
| | | Length | Width | Height | | | |

Weather Enclosure with Internal Silencer and Subbase Fuel Tank *

| | | | | | | | | |
|--------------|-------|-------------|------------|---------------|---------------|---------------|---|-----------|
| Lifting Base | 0 | 8128 (320) | 2896 (114) | 4089 (161) | 18824 (41500) | 203 (8) | — | |
| 5110 (1350) | 10/8 | 8687 (342) | | 4216 (166) | 20303 (44760) | 330 (13) | | |
| 6057 (1600) | 11/10 | | | 4267 (168) | 20452 (45090) | 381 (15) | | |
| 7949 (2100) | 15/13 | | | 4369 (172) | 20724 (45690) | 483 (19) | | |
| 9842 (2600) | 18/16 | | | 9652 (380) | 4394 (173) | 21264 (46880) | | 508 (20) |
| 11848 (3130) | 22/20 | 11278 (444) | | 21926 (48340) | | | | |
| 15709 (4150) | 29/26 | 9906 (390) | | 4851 (191) | 21754 (47960) | 762 (30) | | |
| 19495 (5150) | 36/32 | | | | 5029 (198) | 22307 (49180) | | 940 (37) |
| 23318 (6160) | 44/38 | | | | 10312 (406) | 22956 (50610) | | 1067 (42) |
| 29905 (7900) | 54/48 | 12802 (504) | | 5156 (203) | 24380 (53750) | | | |

Sound Enclosure (Level 2 Data Shown) with Internal Silencer and Subbase Fuel Tank *

| | | | | | | | | | | |
|--------------|-------|-------------|------------|-------------|---------------|---------------|---|-----------|---------------|-----------|
| Lifting Base | 0 | 12319 (485) | 2896 (114) | 4191 (165) | 19922 (43920) | 203 (8) | Level 1 -15dB(A) or Level 2 -25 dB(A) | | | |
| 5110 (1350) | 10/8 | | | 4293 (169) | 21398 (47175) | 305 (12) | | | | |
| 6057 (1600) | 11/10 | | | 4318 (170) | 21580 (47575) | 330 (13) | | | | |
| 7949 (2100) | 15/13 | | | 4420 (174) | 21893 (48265) | 432 (17) | | | | |
| 9842 (2600) | 18/16 | | | | 22623 (49875) | | | | | |
| 11848 (3130) | 22/20 | | | 13767 (542) | 4953 (195) | 23397 (51580) | | 762 (30) | | |
| 15709 (4150) | 29/26 | | | 12319 (485) | | 22941 (50575) | | | 940 (37) | |
| 19495 (5150) | 36/32 | | | | | 5131 (202) | | | 23492 (51790) | 1016 (40) |
| 23318 (6160) | 44/38 | | | | | 5207 (205) | | | 24261 (53485) | 1067 (42) |
| 29905 (7900) | 54/48 | | | 12395 (488) | 5258 (207) | 25399 (55995) | | 1067 (42) | | |

Note: Refer to TIB-114 for generator set sound data.

* Data in table is for reference only. Refer to your authorized Kohler distributor for enclosure and subbase fuel tank specification details.

† Max. weight includes the generator set (wet), enclosure, silencer, and tank (no fuel).

| Fuel Tank Capacity, L (gal.) | Est. Fuel Supply Hours at 60 Hz with Full Load | 1750/2000REOZMD with 50°C Radiator | | | Fuel Tank Height, mm (in.) | Sound Pressure Reduction at 7 m (23 ft.) | |
|------------------------------|--|------------------------------------|-------|--------|----------------------------|--|-------------------------|
| | | Max. Dimensions, mm (in.) | | | | | Max. Weight, † kg (lb.) |
| | | Length | Width | Height | | | |

Weather Enclosure with Internal Silencer and Subbase Fuel Tank *

| Lifting Base | | 8128 (320) | 3200 (126) | 4089 (161) | 19904 (43880) | 203 (8) | — |
|--------------|-------|-------------|------------|------------|---------------|-----------|---|
| 5510 (1350) | 10/8 | 8687 (342) | | 4191 (165) | 21437 (47260) | 305 (12) | |
| 6057 (1600) | 11/10 | | | 4242 (167) | 21582 (47580) | 356 (14) | |
| 7949 (2100) | 15/13 | | | 4318 (170) | 21886 (48250) | 432 (17) | |
| 9842 (2600) | 18/16 | 8738 (344) | | 4394 (173) | 22188 (48915) | 508 (20) | |
| 11848 (3130) | 22/20 | 10211 (402) | | | 22852 (50380) | | |
| 15709 (4150) | 29/26 | 13157 (518) | | | 24186 (53320) | | |
| 19495 (5150) | 36/32 | 9144 (360) | | 5004 (197) | 23215 (51180) | 914 (36) | |
| 23318 (6160) | 44/38 | 9703 (382) | | 5105 (201) | 23868 (52620) | 1016 (40) | |
| 29905 (7900) | 54/48 | 11532 (454) | | 5156 (203) | 25125 (55390) | 1067 (42) | |

Sound Enclosure (Level 2 Data Shown) with Internal Silencer and Subbase Fuel Tank *

| Lifting Base | | 12979 (511) | 3150 (124) | 4191 (165) | 20965 (46220) | 203 (8) | Level 1 -15dB(A) or Level 2 -25 dB(A) |
|--------------|-------|-------------|------------|------------|---------------|-----------|---|
| 5510 (1350) | 10/8 | | | 4242 (167) | 22659 (49955) | 254 (10) | |
| 6057 (1600) | 11/10 | | | 4293 (169) | 22761 (50180) | 305 (12) | |
| 7949 (2100) | 15/13 | | | 4369 (172) | 23025 (50760) | 381 (15) | |
| 9842 (2600) | 18/16 | | | 4445 (175) | 23288 (51340) | 457 (18) | |
| 11848 (3130) | 22/20 | | | 4521 (178) | 23605 (52040) | 533 (21) | |
| 15709 (4150) | 29/26 | | | | 24807 (54690) | | |
| 19495 (5150) | 36/32 | | | 5029 (198) | 24220 (53395) | 838 (33) | |
| 23318 (6160) | 44/38 | | | 5182 (204) | 24739 (54540) | 991 (39) | |
| 29905 (7900) | 54/48 | | | 5258 (207) | 25987 (57290) | 1067 (42) | |

Note: Refer to TIB-114 for generator set sound data.

* Data in table is for reference only. Refer to your authorized Kohler distributor for enclosure and subbase fuel tank specification details.

† Max. weight includes the generator set (wet), enclosure, silencer, and tank (no fuel).



KOHLER CO., Kohler, Wisconsin 53044 USA
Phone 920-457-4441, Fax 920-459-1646
For the nearest sales and service outlet in the
US and Canada, phone 1-800-544-2444
KOHLERPower.com

DISTRIBUTED BY:

Availability is subject to change without notice. Kohler Co. reserves the right to change the design or specifications without notice and without any obligation or liability whatsoever. Contact your local Kohler® generator set distributor for availability.

© 2011, 2013, 2016 by Kohler Co. All rights reserved.