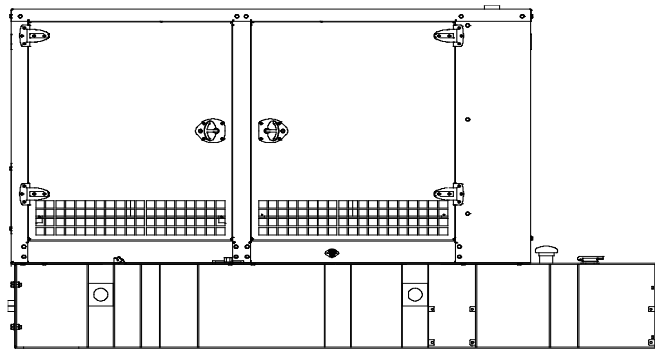


Enclosure with Standard Subbase Fuel Tank



Enclosure with State Code Subbase Fuel Tank

Applicable to the following:
40REOZJC, 50/60REOZJD,
80/100/150/200REOZJF,
125/180REOZJG,
230-275REOZJE and 300REOZJ

Weather Enclosure Standard Features

- Internal-mounted silencer and flexible exhaust connector.
- Lift base or tank-mounted, steel construction with hinged doors.
- Fade-, scratch-, and corrosion-resistant Power Armor™ automotive-grade textured finish.
- Enclosure has four access doors which allow for easy maintenance.
- Lockable, flush-mounted door latches.
- Vertical air inlet and outlet discharge to redirect air and reduce noise.
- Weather enclosure is designed to 150 mph (241 kph) wind load rating.

Sound Enclosure Standard Features

- Includes all of the weather enclosure features with the addition of acoustic insulation material.
- Lift base or tank-mounted, steel or aluminum construction with hinged doors. Aluminum enclosures are recommended for high humidity and/or high salt/ coastal regions.
- Acoustic insulation that meets UL 94 HF1 flammability classification and repels moisture absorption.
- Sound-attenuated enclosure that uses up to 51 mm (2 in.) of acoustic insulation.
- Steel sound enclosure is designed to 150 mph (241 kph) wind load rating.
- Aluminum sound enclosure is certified to 186 mph (299 kph) wind load rating for 80-150REOZJ models.
- Aluminum sound enclosure is certified to 181 mph (291 kph) wind load rating for 180-300REOZJ models.

Available Approvals and Listings

- UL 2200 Listing
- CSA Certified
- IBC Seismic Certification *
- California OSHPD Pre-Approval *
- cUL Listing (fuel tanks only)
- Hurricane Rated Enclosure - Available on sound aluminum 80-300kW models. (Impact rated for Large Missile Level E and Wind load rated per Florida Building Code tested to TAS201-94, TAS202-94 and TAS203-94 standards)

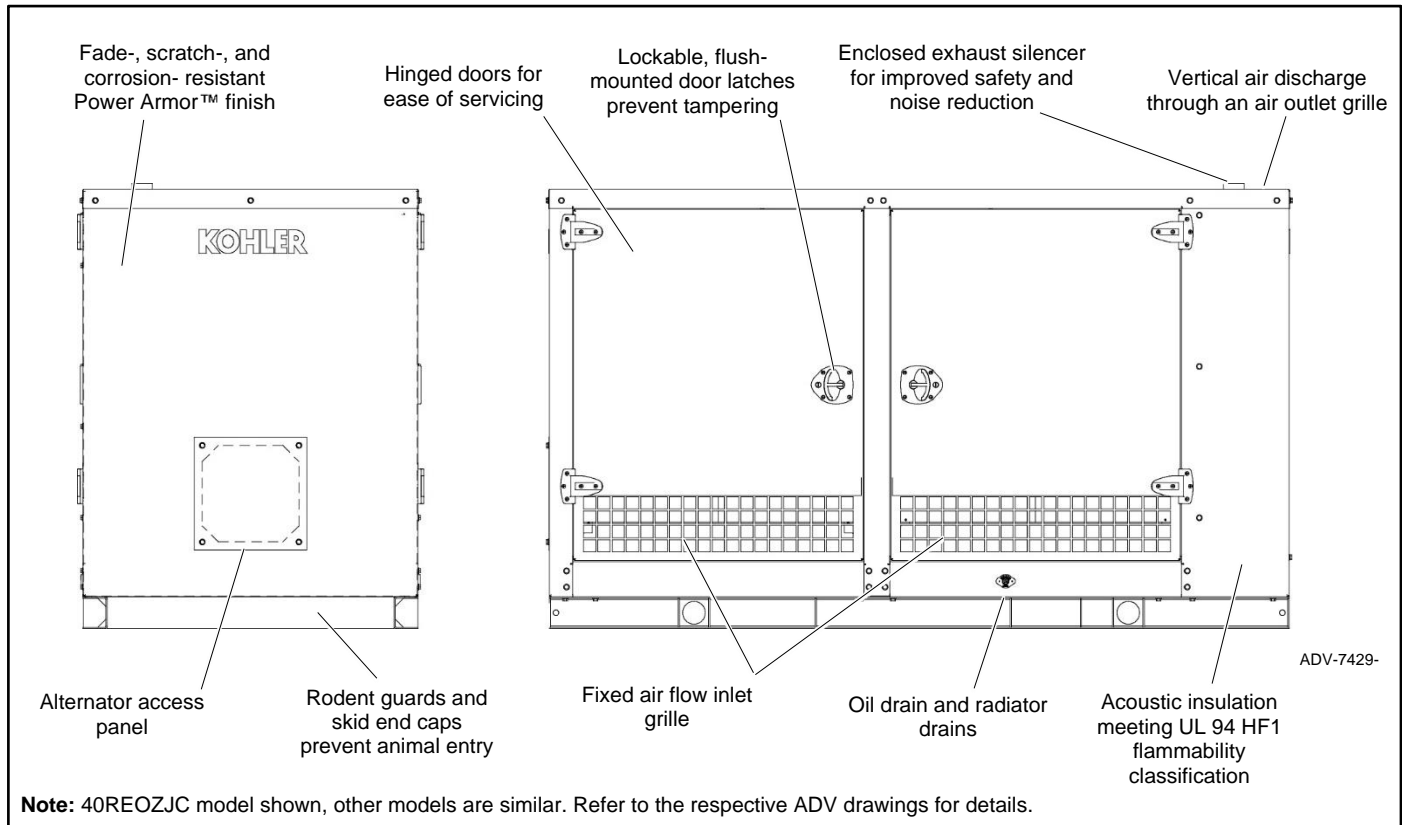
NOTE: Some models may have limited third-party approvals; see your local distributor for details.

* Requires a state code subbase fuel tank selection.

Subbase Fuel Tank Features

- The fuel tank has a Power Armor Plus™ textured epoxy-based rubberized coating.
- The above-ground rectangular secondary containment tank mounts directly to the generator set, below the generator set skid (subbase).
- Both the inner and outer tanks have emergency relief vents.
- Flexible fuel lines are provided with subbase fuel tank selection.
- The secondary containment generator set base tank meets UL 142 tank requirements. The inner (primary) tank is sealed inside the outer (secondary) tank. The outer tank contains the fuel if the inner tank leaks or ruptures.
- State tanks with varying capacities are an available option. Florida Dept. of Environmental Protection (FDEP) File No. EQ-634 approved.

Weather and Sound Enclosure



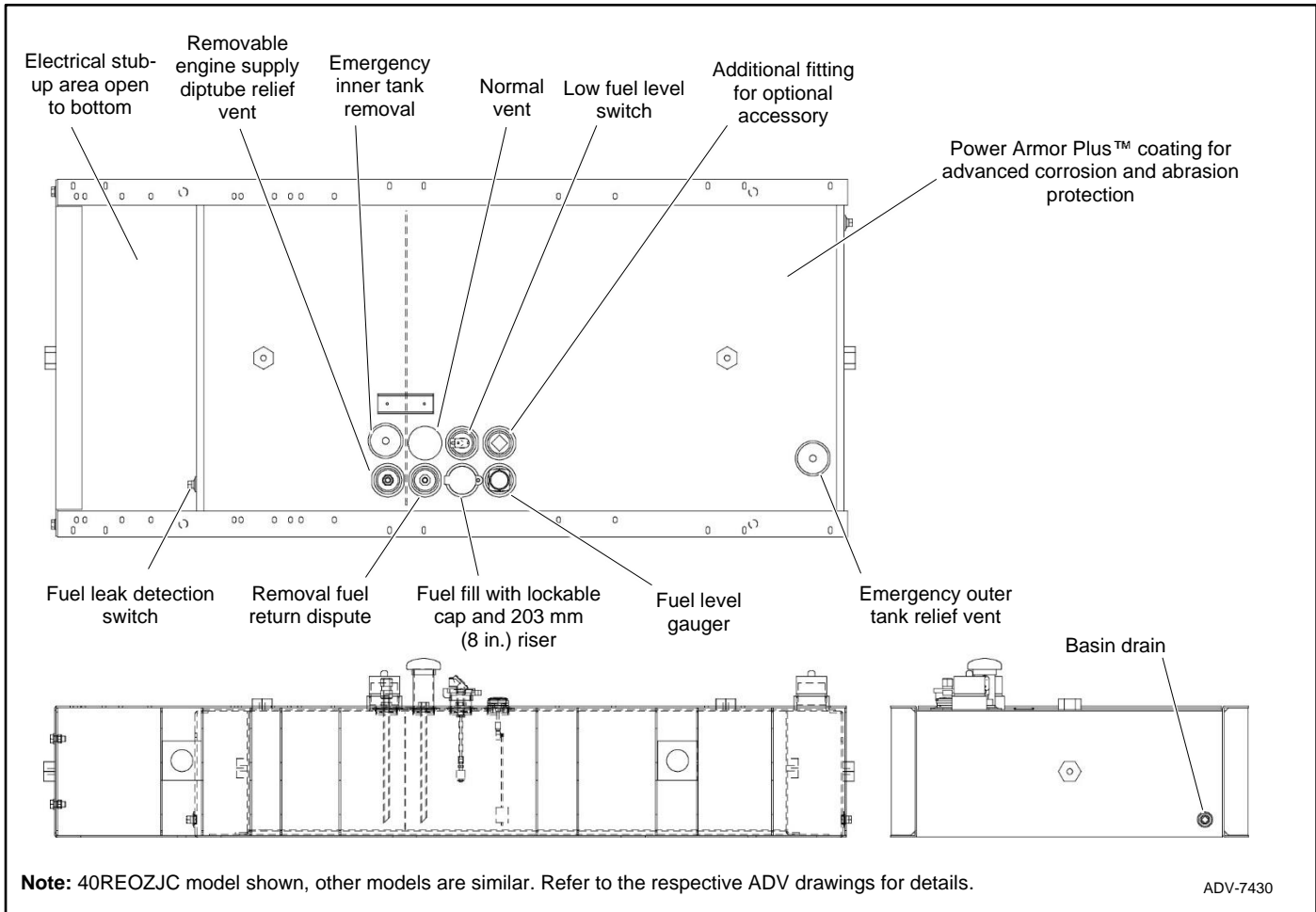
Enclosure Features

- Available in steel (14 gauge) formed panel, solid construction. Preassembled package offering corrosion resistant, dent resilient structure mounting directly to lift base or fuel tank.
 - Power Armor™ automotive-grade finish resulting in advanced corrosion and abrasion protection as well as enhanced edge coverage and color retention.
 - Internal exhaust silencer offering maximum component life and operator safety.
- NOTE:** Installing an additional length of exhaust tail pipe may increase backpressure levels. Please refer to the generator set spec sheet for the maximum backpressure value.
- Interchangeable modular panel construction. Allows complete serviceability or replacement without compromising enclosure design.
 - Cooling/combustion air intake with a horizontal air inlet. Sized for maximum cooling airflow.
 - Service access. Multi-personnel doors for easy access to generator set control and servicing of the fuel fill, fuel gauge, oil fill, and battery.
 - Cooling air discharge. Weather protective design featuring a vertical air discharge outlet grille. Redirects cooling air up and above enclosure to reduce ambient noise.

Additional Sound Enclosure Features

- Available in steel (14 gauge) or aluminum 3.2 mm (0.125 in.) formed panel, solid construction.
- Sound-attenuated design. Acoustic insulation UL 94 HF1 listed for flame resistance offering up to 51 mm (2 in.) mechanically restrained acoustic insulation.
- Cooling air discharge. The sound enclosures include acoustic insulation with urethane film.
- Snow package enclosure is designed to meet NFPA 110 requirement to -20°C (-4°F).

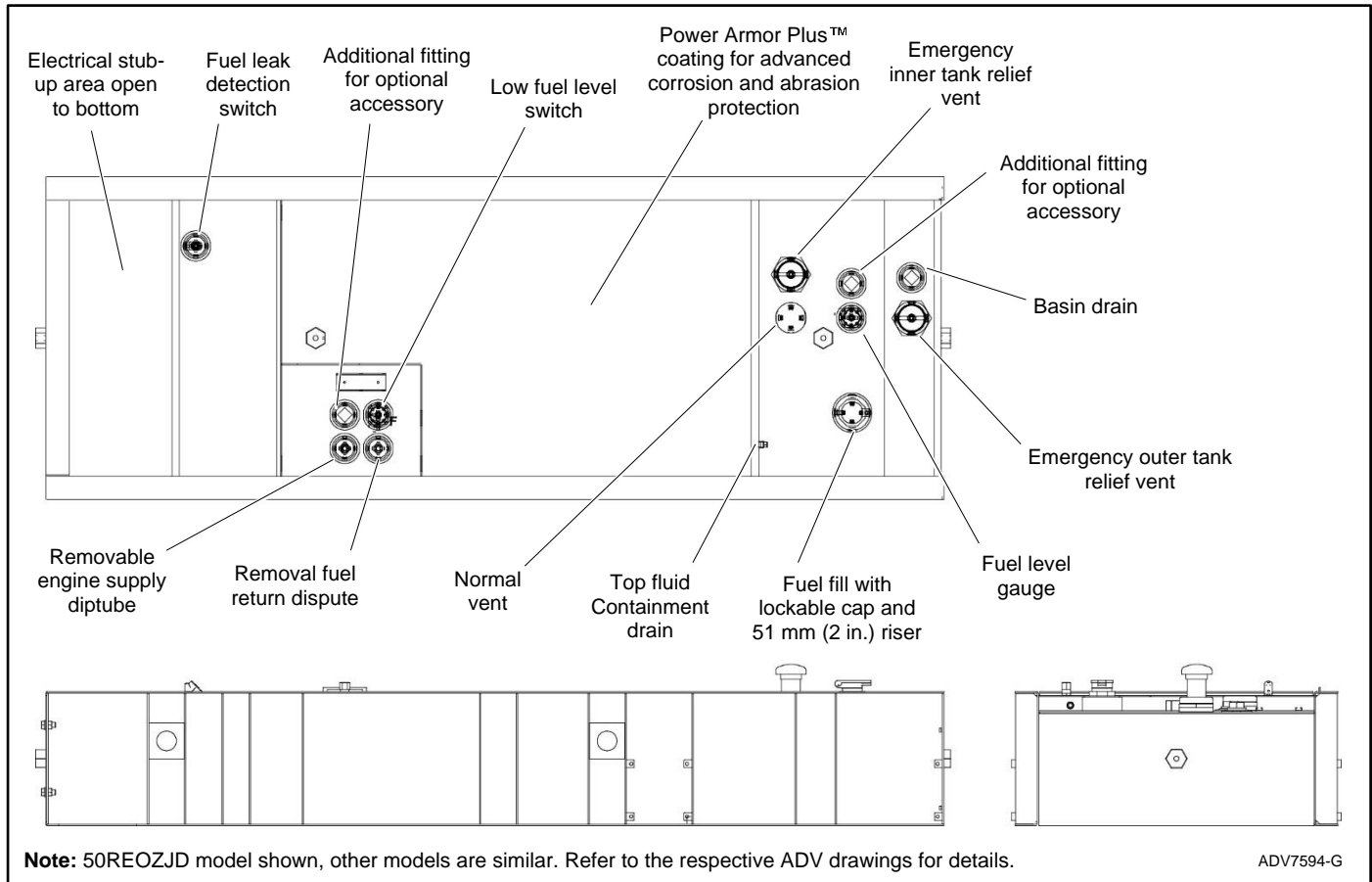
Subbase Fuel Tank



Standard Subbase Fuel Tank Features

- Extended operation. Usable tank capacity offers full load standby operation of up to 96 hours on select models.
 - Power Armor Plus™ textured epoxy-based rubberized coating that creates an ultra-thick barrier between the tank and harsh environmental conditions like humidity, saltwater, and extreme temperatures, and provides advanced corrosion and abrasion protection.
 - UL listed. Secondary containment generator set base tank meeting UL 142 requirements.
 - NFPA compliant. Designed to comply with the installation standards of NFPA 30 and NFPA 37.
 - Integral external lift lugs. Enables crane with spreader-bar lifting of the complete package (empty tank, mounted generator set, and enclosure) to ensure safety.
 - Emergency pressure relief vents. Vents ensure adequate venting of the inner and outer tank under extreme pressure and/or emergency conditions.
 - Normal vent with cap. Vent is raised above lockable fuel fill.
 - Low fuel level switch. Annunciates a 50% low fuel level condition at generator set control.
 - Leak detection switch. Annunciates a contained primary tank fuel leak condition at generator set control.
 - Electrical stub-up.
- NOTE:** For IBC Seismic Certification and/or California OSHPD Pre- Approval, see State Code Subbase Fuel Tank.

State Code Subbase Fuel Tank



State Code Subbase Fuel Tank Features

- State tank designed to comply with the installation standards of the Florida Dept. of Environmental Protection (FDEP) File No. EQ-634.
- Includes all of the Standard Subbase Fuel Tank Features.

State Code Subbase Fuel Tank Options

Bottom Clearance

- I-beams, provides 106 mm (4.2 in.) of ground clearance

Fuel in Basin Options

- Fuel in basin switch, Florida Dept. of Environmental Protection (FDEP) File No. EQ-682 approved

Fuel Fill Options

- Fill pipe extension to within 152 mm (6 in.) of bottom of fuel tank.
- 18.9 L (5 gallon) spill containment with 95% shutoff
- 18.9 L (5 gallon) spill containment
- 18.9 L (5 gallon) spill containment fill to within 152 mm (6 in.) of bottom of fuel tank
- 28.4 L (7.5 gallon) spill containment, Florida Dept. of Environmental Protection (FDEP) File No. EQ-882 approved
- 28.4 L (7.5 gallon) spill containment with 95% shutoff, Florida Dept. of Environmental Protection (FDEP) File No. EQ-882/EQ-883 approved

Fuel Supply Options

- Fire safety valve (installed on fuel supply line)
- Ball valve (installed on fuel supply line)

High Fuel Level Switch

- High fuel level switch
- High fuel level switch, Florida Dept. of Environmental Protection (FDEP) File No. EQ-682 approved

Normal Vent Options

- 3.7 m (12 ft.) above grade (without spill containment)
- 3.7 m (12 ft.) above grade (with spill containment)

Tank Marking Options

- Decal, Combustible Liquids - Keep Fire Away (qty. 2)
- Decal, NFPA 704 identification (qty. 2)
- Decal, tank number and safe fuel fill height (qty. 2)
- Decal, tank number and safe fuel fill height, NFPA 704 identification

Fluid Containment Options

- 100% engine fluid containment

Third-Party Approvals

- IBC Seismic Certification
- California OSPHD Pre-Approval



Industrial Generator Set Accessories

Weather/Sound Enclosure and Subbase Fuel Tank Package

Enclosure and Subbase Fuel Tank Specifications

Fuel Tank Capacity, L (gal.)	Est. Fuel Supply Hours at 60 Hz with Full Load, Nominal/Actual	Enclosure and Subbase Fuel Tank					Fuel Tank Height (or additional skid height with no tank), mm (in.)	Sound Pressure Level at 60 Hz with Full Load, Weather/Sound, dB(A)‡
		Max. Dimensions, mm (in.)			Max. Weight, kg (lb.) *			
		Length	Width	Height	With Steel Enclosure	With Aluminum Enclosure		
40REOZJC Standard Fuel Tank								
No Tank	0	2320 (91.3)	1077 (42.4)	1521 (60.0)	966 (2130)	853 (1880)	100 (4)	78/65
424 (112)	24/32			1827 (71.9)	1223 (2697)*	1110 (2447)*	406 (16)	
625 (165)	48/48			1980 (78.0)	1274 (2809)*	1161 (2559)*	559 (22)	
958 (253)	72/73			2234 (88.0)	1555 (3429)*	1442 (3179)*	813 (32)	
50REOZJD Standard Fuel Tank								
No Tank	0	2320 (91.3)	1077 (42.4)	1521 (59.9)	1027 (2265)	914 (2015)	100 (4)	78/66
424 (112)	24/26			1827 (71.9)	1285 (2832)*	1171 (2582)*	406 (16)	
625 (165)	36/38			1980 (78.0)	1335 (2944)*	1222 (2694)*	559 (22)	
946 (250)	48/58			2234 (88.0)	1555 (3429)*	1442 (3179)*	813 (32)	
50REOZJD State Code Fuel Tank †								
439 (116)	24/26	2896 (114)	1077 (42.4)	1883 (74.1)	1529 (3371)*	1416 (3121)*	356 (14)	78/66
958 (253)	48/58			2213 (87.1)	1653 (3644)*	1540 (3394)*	686 (27)	
1408 (372)	72/86			2441 (96.1)	1804 (3977)*	1691 (3727)*	914 (36)	
60REOZJD Standard Fuel Tank								
No Tank	0	2320 (91.3)	1077 (42.4)	1521 (59.9)	1164 (2566)	1051 (2316)	100 (4)	78/68
492 (130)	24/26			1878 (73.9)	1438 (3170)*	1324 (2920)*	457 (18)	
783 (207)	36/41			2107 (83.0)	1514 (3338)*	1401 (3088)*	686 (27)	
946 (250)	48/50			2234 (88.0)	1555 (3429)*	1442 (3179)*	813 (32)	
60REOZJD State Code Fuel Tank †								
556 (147)	24/29	2895 (114)	1077 (42.4)	1959 (77.1)	1616 (3563)*	1503 (3313)*	432 (17)	78/68
958 (253)	48/50			2213 (87.1)	1767 (3896)*	1654 (3646)*	686 (27)	
1408 (372)	72/74			2441 (96.1)	1918 (4228)*	1805 (3978)*	914 (36)	
80REOZJF Standard Tank								
No Tank	0	2821 (111.1)	1156 (45.5)	1723 (67.8)	1483 (3269)	1351 (2979)	150 (6)	83/69
791 (209)	24/30			2081 (81.9)	1766 (3894)*	1635 (3604)*	508 (20)	
1317 (348)	48/50			2386 (93.9)	1882 (4150)*	1751 (3860)*	813 (32)	
80REOZJF State Code Fuel Tank †								
814 (215)	24/31	3400 (133.9)	1156 (45.5)	2111 (83.1)	1996 (4400)*	1864 (4110)*	432 (17)	83/69
1571 (415)	48/60			2441 (96.1)	2236 (4929)*	2104 (4639)*	762 (30)	
3089 (816)	96/113	3607 (142.0)	1829 (72.0)	2536 (99.8)	3058 (6741)*	2933 (6466)*	813 (32.0)	

Note: Data in table is for reference only, refer to the respective ADV drawings for details.

* Max. weight includes the generator set (wet) using the largest alternator option, enclosure with acoustic insulation added, silencer, and tank (no fuel).

† State code fuel tank specifications (height and weight) include I-beam option.

‡ Log average sound pressure level of 8 measured positions around the perimeter of the unit at a distance of 7 m (23 ft). Refer to TIB-114 for details.



Enclosure and Subbase Fuel Tank Specifications (continued)

Fuel Tank Capacity, L (gal.)	Est. Fuel Supply Hours at 60 Hz with Full Load, Nominal/ Actual	Enclosure and Subbase Fuel Tank					Fuel Tank Height (or additional skid height with no tank), mm (in.)	Sound Pressure Level at 60 Hz with Full Load, Weather/ Sound, dB(A)‡
		Max. Dimensions, mm (in.)			Max. Weight, kg (lb.) *			
		Length	Width	Height	With Steel Enclosure	With Aluminum Enclosure		
100REOZJF Standard Tank								
No Tank	0	2821 (111.1)	1156 (45.5)	1723 (67.8)	1592 (3510)	1461 (3220)	150 (6)	82/69
791 (209)	24/25			2081 (81.9)	1875 (4134)*	1744 (3844)*	508 (20)	
1696 (448)	48/54			3400 (133.9)	2386 (93.9)	2070 (4564)*	1939 (4274)*	
100REOZJF State Code Fuel Tank †								
814 (215)	24/26	3400 (133.9)	1156 (45.5)	2111 (83.1)	2105 (4641)*	1974 (4351)*	432 (17)	82/69
1571 (415)	48/50			2441 (96.1)	2345 (5170)*	2214 (4880)*	762 (30)	
3089 (816)	96/96			3607 (142.0)	1829 (72.0)	2536 (99.8)	3167 (6981)*	
125REOZJG Standard Fuel Tank								
No Tank	0	3532 (139.0)	1153 (45.4)	1739 (68.5)	1651 (3632)	1515 (3333)	0 (0)	87/73
1128 (298)	24/30			2222 (87.5)	2400 (5280)*	2264 (4981)*	483 (19)	
2207 (583)	48/58			2653 (104.4)	2751 (6052)*	2615 (5753)*	914 (36)	
125REOZJG State Code Fuel Tank †								
1196 (316)	24/31	4414 (173.8)	1153 (45.4)	2328 (91.7)	2382 (5240)*	2446 (4941)*	483 (19)	87/73
2252 (595)	48/60			2683 (105.6)	2654 (5839)*	2500 (5511)*	838 (33)	
4403(1163)	96/113			4445 (175.0)	1829 (72.0)	2654 (104.5)	3707 (8173)*	
150REOZJF Standard Fuel Tank								
No Tank	0	3532 (139.0)	1153 (45.4)	1739 (68.5)	1860 (4101)	1724 (3800)	0 (0)	86/75
1128 (298)	24/25			2222 (87.5)	2609 (5752)*	2473 (5452)*	483 (19)	
2207 (583)	48/49			2653 (104.4)	2960 (6526)*	2824 (6226)*	914 (36)	
150REOZJF State Code Fuel Tank †								
1196 (316)	24/27	4414 (173.8)	1153 (45.4)	2328 (91.7)	2591 (5712)*	2455 (5412)*	483 (19)	86/75
2252 (595)	48/50			2683 (105.6)	2890 (6361)*	2727 (6012)*	838 (33)	
4403(1163)	96/95			4445 (175.0)	1829 (72.0)	2654 (104.5)	3839 (8463)*	
180REOZJG Standard Fuel Tank								
No Tank	0	4094 (161.2)	1338 (52.7)	2038 (80.2)	1928 (4250)	1780 (3925)	0 (0)	85/72
1514 (400)	24/31			2521 (99.3)	2861 (6307)*	2713 (5981)*	483 (19)	
2869 (758)	48/58			2927 (115.2)	3255 (7176)*	3107 (6850)*	889 (35)	
180REOZJG State Code Fuel Tank †								
1556 (416)	24/32	5008 (197.2)	1338 (52.7)	2601 (102.4)	3162 (6971)*	3014 (6646)*	457 (18)	85/72
2896 (765)	48/59			2906 (114.4)	3488 (7690)*	3340 (7363)*	762 (30)	
5742(1517)	96/106			5436 (214.0)	1829 (72.0)	2935 (115.5)	3760 (8289)*	
200REOZJF Standard Fuel Tank								
No Tank	0	4094 (161.2)	1338 (52.7)	2025 (79.7)	2508 (5530)	2223 (4900)	0 (0)	87/74
1514 (400)	24/26			2508 (98.7)	3441 (7587)*	3156 (6957)*	483 (19)	
2869 (758)	48/49			2914 (114.7)	3836 (8456)*	3550 (7826)*	889 (35)	
200REOZJF State Code Fuel Tank †								
1575 (416)	24/27	5008 (197.2)	1338 (52.7)	2588 (101.9)	3743 (8251)*	3456 (7621)*	457 (18)	87/74
2896 (765)	48/50			2893 (113.9)	4069 (8970)*	3783 (8340)*	762 (30)	
5742(1517)	96/95			5436 (214.0)	1829 (72.0)	2935 (115.5)	4236 (9339)*	

Note: Data in table is for reference only, refer to the respective ADV drawings for details.

* Max. weight includes the generator set (wet) using the with largest alternator option, enclosure with acoustic insulation added, silencer, and tank (no fuel).

† State code fuel tank specifications (height and weight) include I-beam option.

‡ Log average sound pressure level of 8 measured positions around the perimeter of the unit at a distance of 7 m (23 ft). Refer to TIB-114 for details.



Industrial Generator Set Accessories

Weather/Sound Enclosure and Subbase Fuel Tank Package

Enclosure and Subbase Fuel Tank Specifications (continued)

Fuel Tank Capacity, L (gal.)	Est. Fuel Supply Hours at 60 Hz with Full Load, Nominal/ Actual	Enclosure and Subbase Fuel Tank					Fuel Tank Height (or additional skid height with no tank), mm (in.)	Sound Pressure Level at 60 Hz with Full Load, Weather/ Sound, dB(A) ‡
		Max. Dimensions, mm (in.)			Max. Weight, kg (lb.) *			
		Length	Width	Height	With Steel Enclosure	With Aluminum Enclosure		
230REOZJE Standard Fuel Tank								
No Tank	0	4121 (162.3)	1338 (52.7)	2153 (84.8)	2654 (5850)	2540 (5600)	260 (10)	87/75
1787 (472)	24/29			2655 (104.5)	3561 (7850)*	3447 (7600)*	762 (30)	
230REOZJE State Code Fuel Tank †								
2101 (555)	24/34	5009 (197.2)	1338 (52.7)	2894 (113.9)	3895 (8587)*	3782 (8337)*	635 (25)	87/75
3573 (944)	48/58	5325 (209.7)		3173 (124.9)	4504 (9930)*	4391 (9680)*	914 (36)	
250REOZJE Standard Fuel Tank								
No Tank	0	4121 (162.3)	1338 (52.7)	2153 (84.8)	2699 (5950)	2585 (5700)	260 (10)	89/75
1787 (472)	24/26			2655 (104.5)	3606 (7950)*	3493 (7700)*	762 (30)	
250REOZJE State Code Fuel Tank †								
2101 (555)	24/31	5009 (197.2)	1338 (52.7)	2894 (113.9)	3940 (8687)*	3827 (8437)*	635 (25)	89/75
3573 (944)	48/53	5325 (209.7)		3173 (124.9)	4550(10030)*	4436 (9780)*	914 (36)	
275REOZJE Standard Fuel Tank								
No Tank	0	4121 (162.3)	1338 (52.7)	2153 (84.8)	2835 (6250)	2722 (6000)	260 (10)	89/75
1787 (472)	24/24			2655 (104.5)	3742 (8250)*	3629 (8000)*	762 (30)	
275REOZJE State Code Fuel Tank †								
2101 (555)	24/28	5009 (197.2)	1338 (52.7)	2894 (113.9)	4076 (8987)*	3963 (8737)*	635 (25)	89/75
3573 (944)	48/48	5325 (209.7)		3173 (124.9)	4686(10330)*	4572(10080)*	914 (36)	
300REOZJ Standard Fuel Tank								
No Tank	0	4121 (162.3)	1338 (52.7)	2153 (84.8)	2835 (6250)	2722 (6000)	260 (10)	89/75
2067 (546)	24/24			2731 (107.5)	3770 (8311)*	3656 (8061)*	838 (33)	
300REOZJ State Code Fuel Tank †								
2101 (555)	24/25	5009 (197.2)	1338 (52.7)	2894 (113.9)	4076 (8987)*	3963 (8737)*	635 (25)	89/75
4065(1074)	48/48	5588 (220.0)		3173 (124.9)	4644(10238)*	4530 (9988)*	914 (36)	

Note: Data in table is for reference only, refer to the respective ADV drawings for details.

* Max. weight includes the generator set (wet) using the largest alternator option, enclosure with acoustic insulation added, silencer, and tank (no fuel).

† State code fuel tank specifications (height and weight) include I-beam option.

‡ Log average sound pressure level of 8 measured positions around the perimeter of the unit at a distance of 7 m (23 ft). Refer to TIB-114 for details.



Industrial Generator Set Accessories

Weather/Sound Enclosure and
Subbase Fuel Tank Package