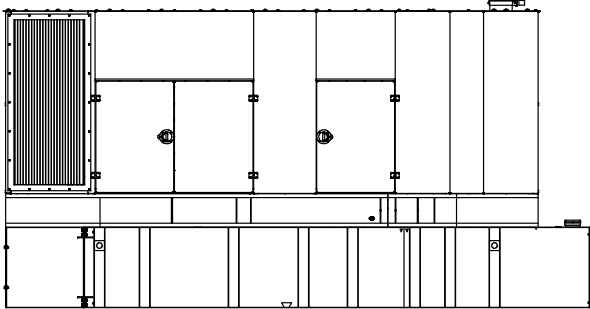
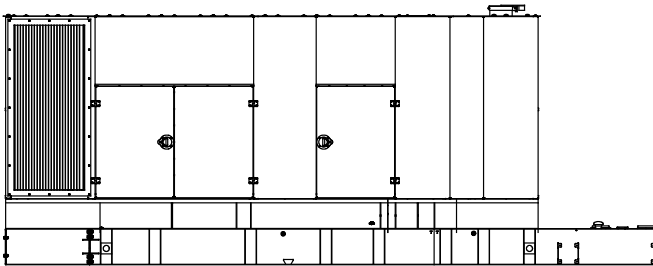


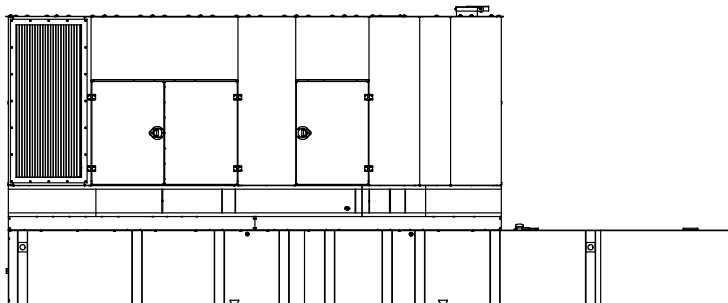
Weather/Sound Enclosure and Subbase Fuel Tank Package



Enclosure with Standard Tank (12- 48 Hour)



Enclosure with State Tank (12- 48 Hour)



Enclosure with State Tank (72 Hour)

Available Approvals and Listings

- UL 2200 Listing
- CSA Certified
- IBC Seismic Certification
- California OSHPD Approval
- cUL Listing (fuel tanks only)
- Hurricane Rated Enclosure - Available on sound aluminum
(Impact rated for Large Missile Level E and Wind load rated per Florida Building Code tested to TAS201-94, TAS202-94 and TAS203-94 standards)

NOTE: Some models may have limited third-party approvals; see your local distributor for details.

Applicable to the following:

**500REOZVC
550/600REOZVB**

Weather Enclosure Features

- Internal-mounted silencer, flexible exhaust connector, and rain cap.
- Skid mounted, steel or aluminum construction with hinged and removable doors.
- Fade-, scratch-, and corrosion-resistant Kohler® Power Armor™ automotive-grade textured finish.
- Enclosure has six large access doors which allow for easy maintenance.
- Lockable, flush-mounted door latches.
- Air inlet louvers reduce rain and snow entry.
- Steel weather enclosure is designed to 150 mph (241 kph) wind load rating.
- Aluminum weather enclosure is designed to 181 mph (291 kph) wind load rating.

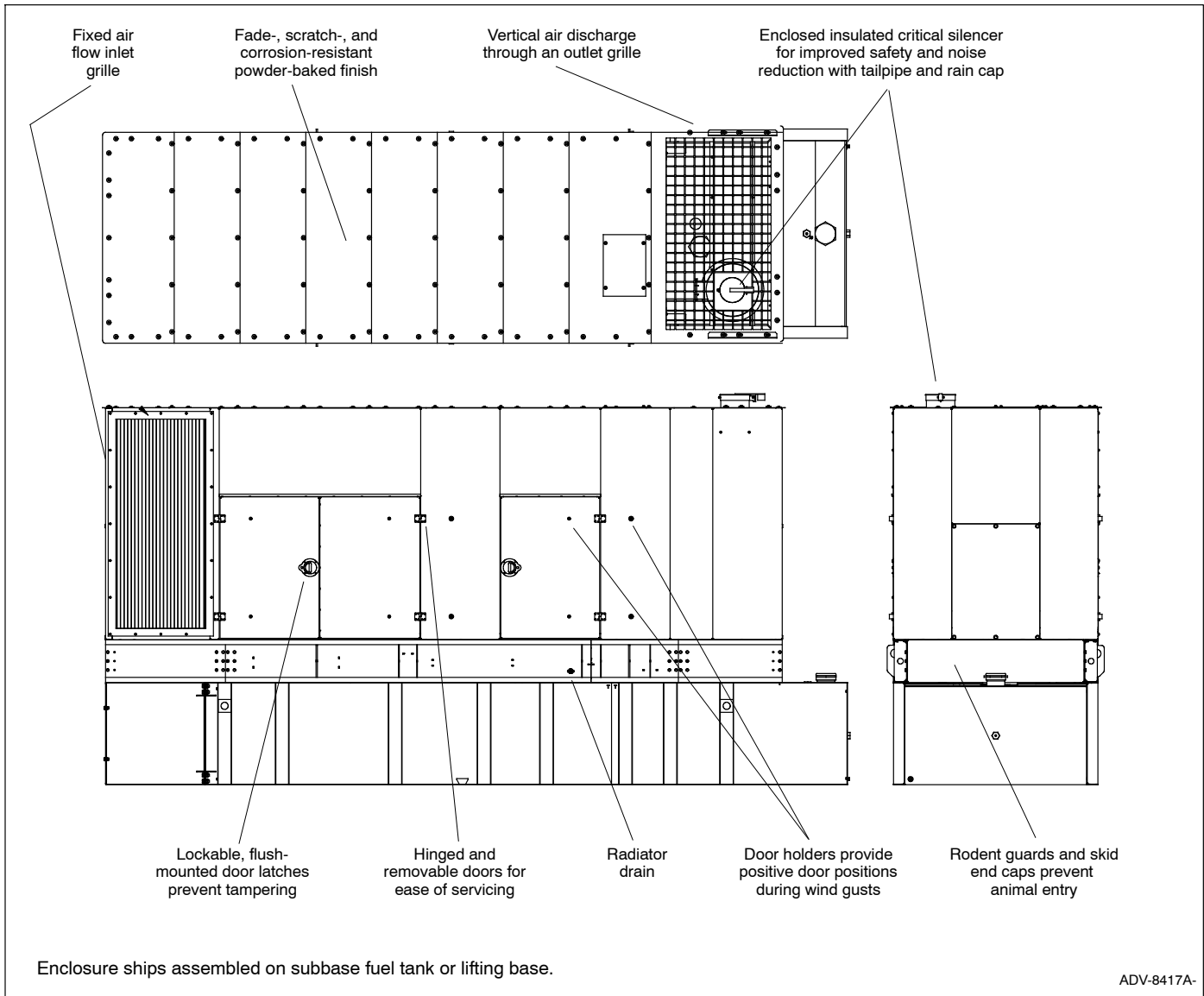
Sound Enclosure Features

- Includes all of the weather enclosure features with the addition of acoustic insulation material.
- Skid-mounted, steel or aluminum construction with hinged and removable doors. Aluminum enclosures recommended for high humidity and/or high salt/coastal regions.
- Vertical air outlet with 90 degree angles to redirect air and reduce noise.
- Acoustic insulation that meets UL 94 HF1 flammability classification.
- Steel sound enclosure is designed to 150 mph (241 kph) wind load rating.
- Aluminum sound enclosure is certified to 186 mph (299 kph) wind load rating.

Subbase Fuel Tank Features

- The fuel tank has a Power Armor Plus™ textured epoxy-based rubberized coating.
- The above-ground rectangular secondary containment tank mounts directly to the generator set, below the generator set skid (subbase).
- Both the inner and outer tanks have emergency relief vents.
- Flexible fuel lines are provided with subbase fuel tank selection.
- The secondary containment tank's construction protects against fuel leaks or ruptures. The inner (primary) tank is sealed inside the outer (secondary) tank. The outer tank contains the fuel if the inner tank leaks or ruptures.

Weather Enclosure

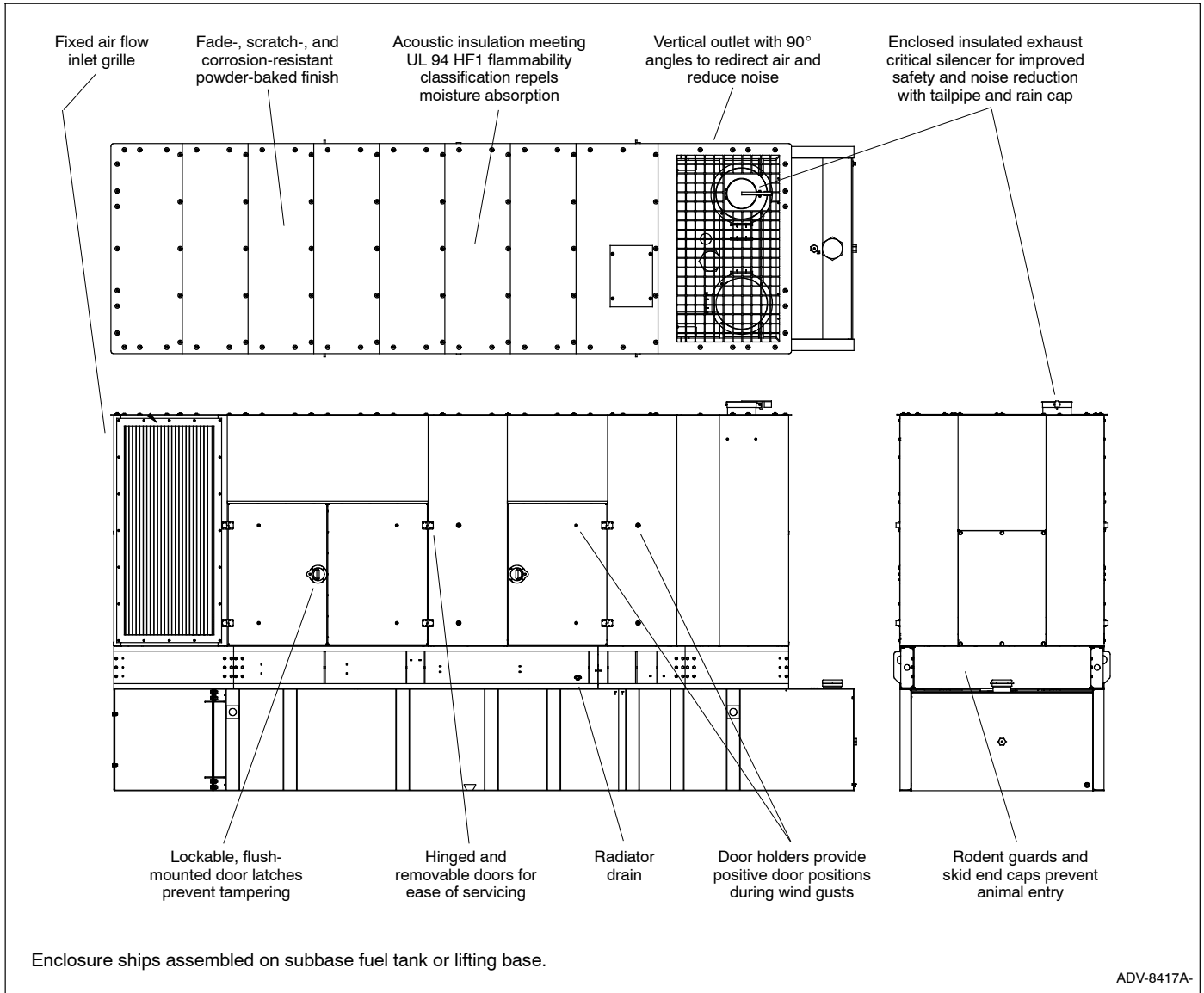


Weather Enclosure Features

- Available in steel or aluminum panels providing solid construction. Preassembled package offering dent resilient structure mounting directly to lift base or fuel tank.
- Power Armor™ automotive-grade finish resulting in advanced corrosion and abrasion protection as well as enhanced edge coverage and color retention.
- Interchangeable modular panel construction. Allows complete serviceability or replacement without compromising enclosure design.
- Internal exhaust silencer. Offers maximum component life, operator safety, and includes rain shield and cap.
- Service access. Multi-personnel doors for easy access to generator set control and servicing of the fuel fill, fuel gauge, oil fill, and battery.
- Cooling/Combustion Air Intake.
 - Weather protective designs using fixed air inlet louvers.
 - Sized for maximum cooling airflow.
- Cooling Air Discharge.
 - Outlet grille design with 90° vertical air discharge.
 - Exhausts air through a punched air outlet grille.

NOTE: Installing an additional length of exhaust tail pipe may increase backpressure levels. Please refer to the generator set spec sheet for the maximum backpressure value.

Sound Enclosure

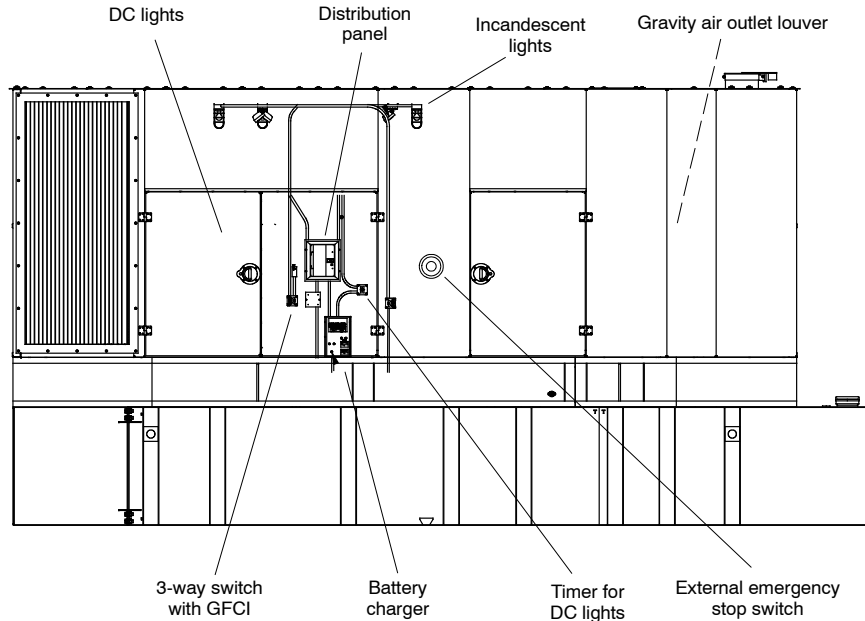


Sound Enclosure Features

- Available in steel (14 gauge) or aluminum (3 mm [0.125 in.]) formed panel, solid construction. Preassembled package offering corrosion resistant (aluminum), dent resilient structure mounting directly to lift base or fuel tank.
- Power Armor™ automotive-grade finish resulting in advanced corrosion and abrasion protection as well as enhanced edge coverage and color retention.
- Interchangeable modular panel construction. Allows complete serviceability or replacement without compromising enclosure design.
- Internal critical exhaust silencer. Offers maximum component life, operator safety, and includes rain shield and cap.
- Attenuated design. Acoustic insulation UL 94 HF1 listed for flame resistance.
- Service access. Multi-personnel doors for easy access to generator set control and servicing of the fuel fill, fuel gauge, oil fill, and battery.
- Cooling/combustion air intake. Attenuated models offering weather protective designs using fixed air inlet louvers.
- Cooling air discharge. Attenuated models offering 90° vertical air outlet. Redirects cooling air up and above enclosures to reduce noise ambient.

NOTE: Installing an additional length of exhaust tail pipe may increase backpressure levels. Please refer to the generator set spec sheet for the maximum backpressure value.

Weather and Sound Enclosure Options



Note: Enclosure heater and ventilation fan not shown.

ADV-8417C-

Enclosure Design Options

- Aluminum Enclosure
- Steel Enclosure

Basic Electrical Package (BEP)

Distribution Panel/Load Center. Prewired AC power distribution of all factory-installed features including block heater, two GFCI-protected internal 120-volt service receptacles, internal lighting, and commercial grade wall switch. Load center powered by building source power and protected by a main circuit breaker, rated for 100 amps (single phase) or 125 amps (three phase) with capacity and circuit positions for future expansion. AC power distribution installed in accordance with NEC and all wiring within EMT thin wall conduit. Incandescent AC lights located within UL-listed fixtures.

- BEP, single-phase load center, 100 A, 120/240 VAC.
- BEP, three-phase load center, 125 A, 120/208/240 VAC.

Enclosure Heater

Heater, 5 kW Ceiling Mounted. Electrical utility heater prewired to load center internal to enclosure. Rated at 17100 Btu. Includes adjustable louvers offering down flow and horizontal air tuning and an enclosure-mounted thermostat with automatic fan delay controls.

- Heater, single phase at 240 VAC.
- Heater, three phase at 208 or 240 VAC.

DC Light Package

- DC Light Package (DLP).** Prewired, internal DC light package offering an economical alternative light source within the enclosure, as a complement to the BEP or a source of light when AC power is not available. Battery drain limited with fuse protection and controlled through a 0-60 minute, spring-wound, no-hold timer. Available in either incandescent or LED.

Ventilation Fan and Louvers

Ventilation Fan, 22.6 cm/min. (800 cfm) Wall Mount.

Direct drive 3-blade 305 mm (12 in.) aluminum propeller fan with automatic shutters, driven by a totally enclosed air-over motor housed within a corrosion-resistant housing. Remote thermostatically controlled over a temperature range of 27°C to 54°C (80°F to 130°F). All components are prewired and installed.

- Aluminum construction
- Steel construction
- Gravity Air Outlet Louver.** Louvers closed when unit is not running. After the unit starts, the forced cooling air opens the outlet louvers.

Miscellaneous Package Options

- Battery Charger, Mounted.** Mounting and prewiring of DC output and AC input when optional BEP is selected. Battery charger located inside the enclosure and accessible through an access door.

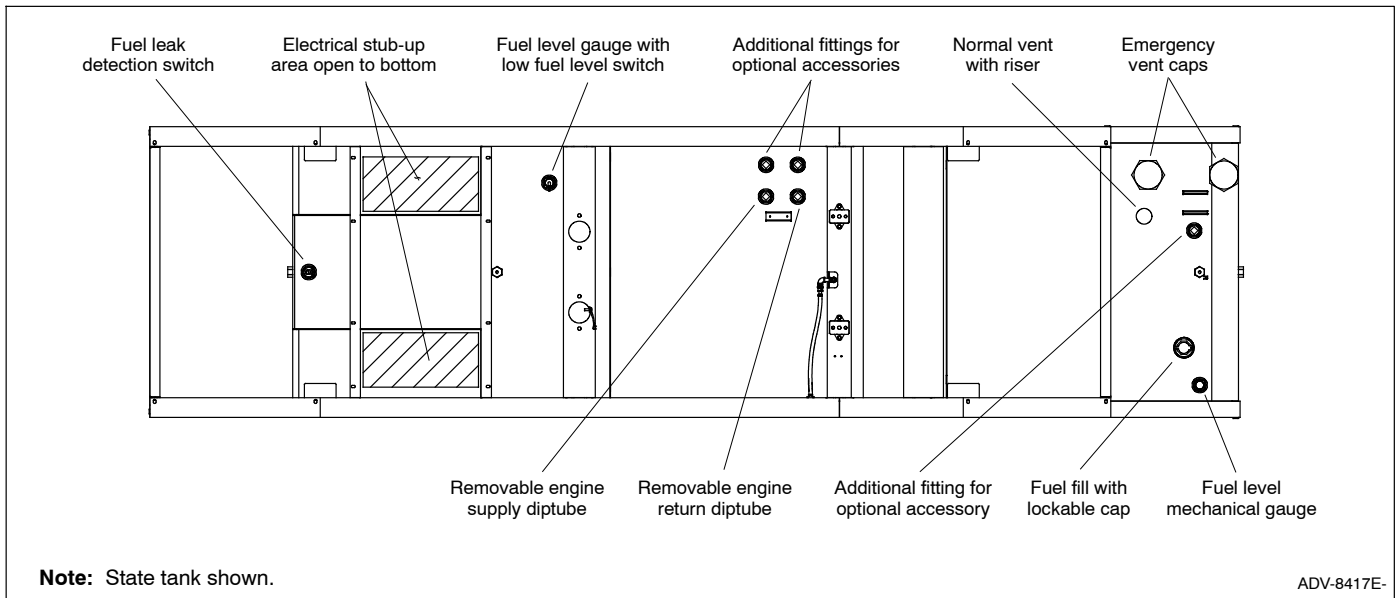
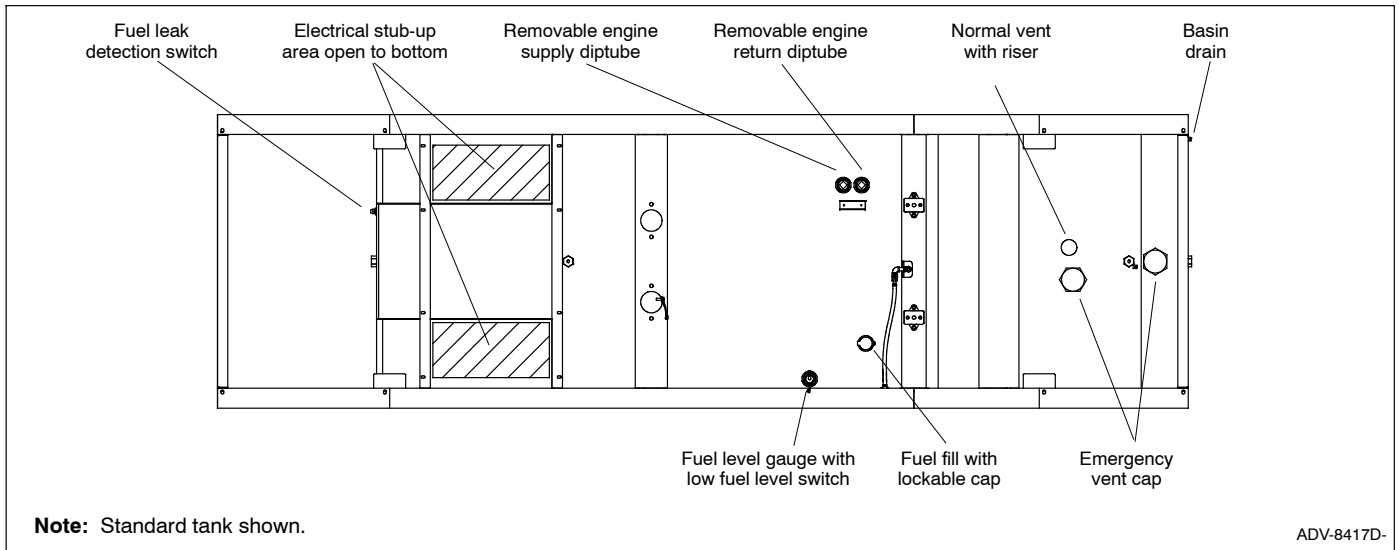
Block Heater Wiring with Junction Box. Factory-supplied block heater prewired to a steel junction box providing a convenient location for the customer wiring of the block heater.

- Heater available in single phase at 208 or 240 VAC.
- Aluminum construction
- Remote Emergency Stop Switch.** Externally mounted, recessed emergency stop switch.

Stairway (Fuel Tank Option)

- Freestanding stairs
- Freestanding stairs with platform
- Freestanding stairs with catwalk

Subbase Fuel Tank



Standard Subbase Fuel Tank Features

- Extended operation. Usable tank capacity offers full load standby operation of up to 72 hours.
- Power Armor Plus™ textured epoxy-based rubberized coating that creates an ultra-thick barrier between the tank and harsh environmental conditions like humidity, saltwater, and extreme temperatures, and provides advanced corrosion and abrasion protection.
- UL listed. Secondary containment generator set base tank meeting UL 142 requirements.
- NFPA compliant. Designed to comply with the installation standards of NFPA 30 and NFPA 37.
- Integral external lift lugs. Enables crane with spreader-bar lifting of the complete package (empty tank, mounted generator set, and enclosure) to ensure safety.
- Emergency pressure relief vents. Meets UL requirements; ensures adequate venting of inner and outer tank under extreme pressure and/or emergency conditions.
- Normal vent with cap. Vent is raised above lockable fuel fill.
- Low fuel level switch. Annunciates a 50% low fuel level condition at generator set control.
- Leak detection switch. Annunciates a contained primary tank fuel leak condition at generator set control.
- Electrical stub-up.

State Code Subbase Fuel Tank Options

Bottom Clearance/Coating

- I-beams, provides 106 mm (4.2 in.) of ground clearance

Fuel in Basin Options

- Fuel in basin switch, Florida Dept. of Environmental Protection (FDEP) File No. EQ-682 approved

Fuel Fill Options

- Fill pipe extension to within 152 mm (6 in.) of bottom of fuel tank
- 18.9 L (5 gallon) spill containment with 95% shutoff
- 18.9 L (5 gallon) spill containment
- 18.9 L (5 gallon) spill containment fill to within 152 mm (6 in.) of bottom of fuel tank
- 28.4 L (7.5 gallon) spill containment, Florida Dept. of Environmental Protection (FDEP) File No. EQ-345 approved
- 28.4 L (7.5 gallon) spill containment with 95% shutoff, Florida Dept. of Environmental Protection (FDEP) File No. EQ-345/EQ-257 approved

Fuel Supply Options

- Fire safety valve (installed on fuel supply line)
- Ball valve (installed on fuel supply line)

High Fuel Level Switch

- High fuel level switch
- High fuel level switch, Florida Dept. of Environmental Protection (FDEP) File No. EQ-682 approved
- Three alarm fuel tank panel
- Three alarm fuel tank panel, Florida Dept. of Environmental Protection (FDEP) File No. EQ-682 approved

Normal Vent Options

- 3.7 m (12 ft.) above grade (without spill containment)
- 3.7 m (12 ft.) above grade (with spill containment)

Tank Marking Options

- Decal, Combustible Liquids - Keep Fire Away (qty. 2)
- Decal, NFPA 704 identification (qty. 2)
- Decal, tank number and safe fuel fill height (qty. 2)

Fluid Containment Options

- 100% engine fluid containment

Stairway

- Stairs only, single door access
- Stairs with platform, single door access
- Stairs with catwalk, 2 door access, door length only
- Stairs with catwalk, 2 door access, full length of enclosure

Enclosure and Subbase Fuel Tank Specifications

Fuel Tank Capacity, L (gal.)	Est. Fuel Supply Hours at 60 Hz with Full Load	Weather Enclosure and Subbase Fuel Tank					Fuel Tank Height, mm (in.)	Sound Pressure Level at 60 Hz with Full Load, dB(A) †
		Dimensions, mm (in.)			Max. Weight, kg (lb.) *			
		Length	Width	Height	With Steel Enclosure	With Aluminum Enclosure		

500REOZVC and 550REOZVB

No Tank	0	6045 (238)	1883 (74)	2455 (97)	5727 (12625)	5103 (11250)	0	91	
2049 (541)	12			2979 (117)	7170 (15808)	6547 (14433)	406 (16)		
3910 (1033)	24			3309 (130)	7519 (16577)	6896 (15202)	737 (29)		
5730 (1513)	36			6629 (261)	3487 (137)	7927 (17478)	7304 (16103)		914 (36)
7645 (2019)	48			8026 (316)	8391 (18501)	7768 (17126)			

500REOZVC and 550REOZVB with State Code Fuel Tank

No Tank	0	6045 (238)	1883 (74)	2455 (97)	5727 (12625)	5103 (11250)	0	91
2039 (538)	12	6858 (270)		2953 (116)	7317 (16133)	6694 (14758)	381 (15)	
3930 (1038)	24			3233 (127)	7619 (16798)	6996 (15423)	660 (26)	
5757 (1520)	36	8458 (333)		3487 (137)	7903 (17425)	7280 (16050)	914 (36)	
7658 (2023)	48			8406 (18533)	7783 (17158)			
11554 (3052)	72		8890 (350)	2173 (86)	9931 (21895)	9308 (20520)		

600REOZVB

No Tank	0	6045 (238)	1883 (74)	2455 (97)	6212 (13695)	5588 (12320)	0	91	
2049 (541)	12			2979 (117)	7555 (16658)	6932 (15283)	406 (16)		
3910 (1033)	24			3309 (130)	7904 (17427)	7281 (16052)	737 (29)		
5730 (1513)	36			6629 (261)	3487 (137)	8312 (18328)	7689 (16953)		914 (36)
7645 (2019)	48			8026 (316)	8776 (19351)	8153 (17976)			

600REOZVB with State Code Fuel Tank

No Tank	0	6045 (238)	1883 (74)	2455 (97)	6212 (13695)	5588 (12320)	0	91
2039 (538)	12	6858 (270)		2953 (116)	7702 (16983)	7079 (15608)	381 (15)	
3930 (1038)	24			3233 (127)	8004 (17648)	7381 (16273)	660 (26)	
5752 (1520)	36	8458 (333)		3487 (137)	8288 (18275)	7665 (16900)	914 (36)	
7658 (2023)	48			8791 (19383)	8168 (18008)			
11554 (3052)	72		8890 (350)	2173 (86)	10316 (22745)	9693 (21370)		

Note: Data in table is for reference only, refer to the respective ADV drawings for details.

* *Max. weight includes the generator set (wet) with largest alternator option, enclosure, silencer, and tank (no fuel).

† Log average sound pressure level of 8 measured positions around the perimeter of the unit at a distance of 7 m (23 ft). Refer to TIB-114 for details.

Enclosure and Subbase Fuel Tank Specifications

Fuel Tank Capacity, L (gal.)	Est. Fuel Supply Hours at 60 Hz with Full Load	Sound Enclosure and Subbase Fuel Tank					Fuel Tank Height, mm (in.)	Sound Pressure Level at 60 Hz with Full Load, dB(A) †
		Dimensions, mm (in.)			Max. Weight, kg (lb.) *			
		Length	Width	Height	With Steel Enclosure	With Aluminum Enclosure		

500REOZVC and 550REOZVB

No Tank	0	6045 (238)	1883 (74)	2455 (97)	5883 (12970)	5259 (11595)	0	75	
2049 (541)	12			2979 (117)	7327 (16153)	6703 (14778)	406 (16)		
3910 (1033)	24			3309 (130)	7676 (16922)	7052 (15547)	737 (29)		
5730 (1513)	36			6629 (261)	3487 (137)	8084 (17823)	7460 (16448)		914 (36)
7645 (2019)	48			8026 (316)	8548 (18846)	7924 (17471)			

500REOZVC and 550REOZVB with State Code Fuel Tank

No Tank	0	6045 (238)	1883 (74)	2455 (97)	5883 (12970)	5259 (11595)	0	75
2039 (538)	12	6858 (270)		2953 (116)	7474 (16478)	6850 (15103)	381 (15)	
3930 (1038)	24			3233 (127)	7776 (17143)	7152 (15768)	660 (26)	
5757 (1520)	36	8458 (333)		3487 (137)	8060 (17770)	7436 (16395)	914 (36)	
7658 (2023)	48				8563 (18878)	7939 (17503)		
11554 (3052)	72		8890 (350)		2173 (86)	10088 (22240)		9464 (20865)

600REOZVB

No Tank	0	6045 (238)	1883 (74)	2455 (97)	6368 (14040)	5745 (12665)	0	76	
2049 (541)	12			2979 (117)	7712 (17003)	7088 (15628)	406 (16)		
3910 (1033)	24			3309 (130)	8061 (17772)	7437 (16397)	737 (29)		
5730 (1513)	36			6629 (261)	3487 (137)	8469 (18673)	7845 (17298)		914 (36)
7645 (2019)	48					8933 (19696)	8309 (18321)		

600REOZVB with State Code Fuel Tank

No Tank	0	6045 (238)	1883 (74)	2455 (97)	6368 (14040)	5745 (12665)	0	76
2039 (538)	12	6858 (270)		2953 (116)	7859 (17328)	7235 (15953)	381 (15)	
3930 (1038)	24			3233 (127)	8161 (17993)	7537 (16618)	660 (26)	
5752 (1520)	36	8458 (333)		3487 (137)	8445 (18620)	7821 (17245)	914 (36)	
7658 (2023)	48				8948 (19728)	8324 (18353)		
11554 (3052)	72		8890 (350)		2173 (86)	10473 (23090)		9849 (21715)

Note: Data in table is for reference only, refer to the respective ADV drawings for details.

* *Max. weight includes the generator set (wet) with largest alternator option, enclosure, silencer, and tank (no fuel).

† Log average sound pressure level of 8 measured positions around the perimeter of the unit at a distance of 7 m (23 ft). Refer to TIB-114 for details.

DISTRIBUTED BY: