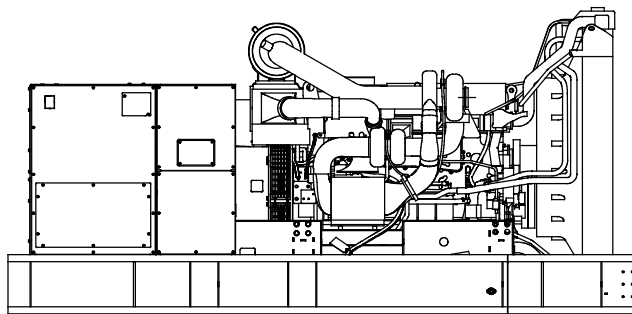




**Tier 2 EPA-Certified for Stationary Emergency Applications**

## Ratings Range

		<b>60 Hz</b>
<b>Standby:</b>	<b>kW</b>	485-600
	<b>kVA</b>	606-750
<b>Prime:</b>	<b>kW</b>	485-555
	<b>kVA</b>	606-694



## Standard Features

- Kohler Co. provides one-source responsibility for the generating system and accessories.
- The generator set and its components are prototype-tested, factory-built, and production-tested.
- The 60 Hz generator set offers a UL 2200 listing.
- The generator set accepts rated load in one step.
- The 60 Hz generator set meets NFPA 110, Level 1, when equipped with the necessary accessories and installed per NFPA standards.
- A standard one-year limited warranty covers all systems and components. Two-, five-, and ten-year extended warranties are also available.
- Alternator features:
  - The pilot-excited, permanent magnet (PM) alternator provides superior short-circuit capability.
  - The brushless, rotating-field alternator has broadrange reconnectability.
- Other features:
  - Kohler designed controllers for guaranteed system integration and remote communication. See Controllers on page 3.
  - The low coolant level shutdown prevents overheating (standard on radiator models only).
  - Integral vibration isolation eliminates the need for under-unit vibration spring isolators.
  - An electronic, isochronous governor delivers precise frequency regulation.
  - Multiple circuit breaker configurations.

## Generator Set Ratings

Alternator	Voltage	Ph	Hz	150°C Rise Standby Rating		130°C Rise Standby Rating		125°C Rise Prime Rating		105°C Rise Prime Rating	
				kW/kVA	Amps	kW/kVA	Amps	kW/kVA	Amps	kW/kVA	Amps
5M4030	120/208	3	60	600/750	2082	565/706	1960	550/688	1908	525/656	1822
	127/220	3	60	600/750	1968	590/738	1935	550/688	1804	545/681	1788
	139/240	3	60	600/750	1804	600/750	1804	550/688	1654	550/688	1654
	220/380	3	60	485/606	921	485/606	921	485/606	921	485/606	921
	240/416	3	60	600/750	1041	565/706	980	550/688	954	525/656	911
	277/480	3	60	600/750	902	600/750	902	550/688	827	550/688	827
5M4032	120/208	3	60	600/750	2082	600/750	2082	555/694	1926	555/694	1926
	127/220	3	60	600/750	1968	600/750	1968	555/694	1821	555/694	1821
	139/240	3	60	600/750	1804	600/750	1804	555/694	1669	555/694	1669
	220/380	3	60	595/744	1130	595/744	1130	555/694	1054	555/694	1054
	240/416	3	60	600/750	1041	600/750	1041	555/694	963	555/694	963
	277/480	3	60	600/750	902	600/750	902	555/694	834	555/694	834
5M4164	220/380	3	60	600/750	1140	600/750	1140	550/688	1045	550/688	1045
5M4272	347/600	3	60	600/750	722	600/750	722	550/688	662	550/688	662
5M4276	347/600	3	60	600/750	722	600/750	722	555/694	668	555/694	668

RATINGS: All three-phase units are rated at 0.8 power factor. Standby Ratings: The standby rating is applicable to varying loads for the duration of a power outage. There is no overload capability for this rating. Prime Power Ratings: At varying load, the number of generator set operating hours is unlimited. A 10% overload capacity is available for one hour in twelve. Ratings are in accordance with ISO-8528-1 and ISO-3046-1. For limited running time and continuous ratings, consult the factory. Obtain technical information bulletin (TIB-101) for ratings guidelines, complete ratings definitions, and site condition derates. The generator set manufacturer reserves the right to change the design or specifications without notice and without any obligation or liability whatsoever.

# Alternator Specifications

Specifications	Alternator
Type	4-Pole, Rotating-Field
Exciter type	Brushless, Permanent-Magnet Pilot Exciter
Leads: quantity, type	10, Reconnectable
Voltage regulator	Solid State, Volts/Hz
Insulation:	NEMA MG1
Material	Class H, Synthetic, Nonhygroscopic
Temperature rise	130°C, 150°C Standby
Bearing: quantity, type	1, Sealed
Coupling	Flexible Disc
Amortisseur windings	Full
Rotor balancing	125%
Voltage regulation, no-load to full-load	Controller Dependent
One-step load acceptance	100% of Rating
Unbalanced load capability	100% of Rated Standby Current
Peak motor starting kVA:	(35% dip for voltages below)
480 V	5M4030 (10 lead) 1775
480 V	5M4032 (10 lead) 2200
380 V	5M4164 (4 lead) 2300
600 V	5M4272 (4 lead) 1750
600 V	5M4276 (4 lead) 2800

- NEMA MG1, IEEE, and ANSI standards compliance for temperature rise and motor starting.
- Sustained short-circuit current of up to 300% of the rated current for up to 10 seconds.
- Sustained short-circuit current enabling downstream circuit breakers to trip without collapsing the alternator field.
- Self-ventilated and dripproof construction.
- Superior voltage waveform from two-thirds pitch windings and skewed stator.
- Digital solid-state, volts-per-hertz voltage regulator with  $\pm 0.25\%$  no-load to full-load regulation.
- Brushless alternator with brushless pilot exciter for excellent load response.

## Application Data

### Engine

Engine Specifications	
Manufacturer	Volvo
Engine model	TWD1643GE
Engine type	4-Cycle, Turbocharged, Charge Air-Cooled
Cylinder arrangement	6 Inline
Displacement, L (cu. in.)	16.12 (984)
Bore and stroke, mm (in.)	144 x 165 (5.67 x 6.50)
Compression ratio	16.5:1
Piston speed, m/min. (ft./min.)	594 (1949)
Main bearings: quantity, type	7, Precision Half-Shell
Rated rpm	1800
Max. power at rated rpm, kWm (BHP)	674 (903)
Cylinder head material	Cast Iron
Piston: type, material	Swirl Chamber, Graphite-Coated Aluminum
Crankshaft material	Forged Steel
Valve material	Nimonic
Governor type	EMS II
Frequency regulation, no-load to full-load	Isochronous
Frequency regulation, steady state	$\pm 0.25\%$
Frequency	Fixed
Air cleaner type, all models	Dry

### Exhaust

Exhaust System	
Exhaust manifold type	Dry
Exhaust flow at rated kW, m <sup>3</sup> /min. (cfm)	130 (4594)
Exhaust temperature at rated kW, dry exhaust, °C (°F)	461 (862)
Maximum allowable back pressure, kPa (in. Hg)	10 (2.95)
Exhaust outlet size at engine hookup, mm (in.)	See ADV drawing

### Engine Electrical

Engine Electrical System		
Battery charging alternator:		
Ground (negative/positive)		Negative
Volts (DC)		24
Ampere rating		80
Starter motor rated voltage (DC)		24
Battery, recommended cold cranking amps (CCA):		
Quantity, CCA rating each		Two, 950
Battery voltage (DC)		12

### Fuel

Fuel System		
Fuel supply line, min. ID, mm (in.)		10 (0.38)
Fuel return line, min. ID, mm (in.)		6 (0.25)
Max. fuel flow, Lph (gph)		210 (55.5)
Max. fuel pump restriction, kPa (in. Hg)		10 (3.0)
Max. return line restriction, kPa (in. Hg)		20 (5.9)
Fuel filter: quantity, type		2, Primary, 10 Micron/Secondary w/Water Separator, 3 Microns
Recommended fuel		#2 Diesel

### Lubrication

Lubricating System		
Type		Full Pressure
Oil pan capacity, L (qt.)		42.0 (44.4)
Oil pan capacity with filter, L (qt.)		48.1 (50.8)
Oil filter: quantity, type		3, Cartridge
Oil cooler		Water-Cooled

# Application Data

## Cooling

### Radiator System

Ambient temperature, °C (°F) *	50 (122)
Engine jacket water capacity, L (gal.)	33 (8.7)
Radiator system capacity, including engine, L (gal.)	62 (16.4)
Engine jacket water flow, Lpm (gpm)	360 (95.4)
Charge cooler water flow, Lpm (gpm)	96 (25.2)
Heat rejected to cooling water at rated kW, dry exhaust, kW (Btu/min.)	270 (15355)
Heat rejected to charge cooler water at rated kW, dry exhaust, kW (Btu/min.)	135 (7677)
Water pump type	Centrifugal
Fan diameter, including blades, mm (in.)	965 (38.0)
Fan, kWm (HP)	30 (41)
Max. restriction of cooling air, intake and discharge side of radiator, kPa (in. H <sub>2</sub> O)	0.125 (0.5)

\* Weather and sound enclosures with internal silencer and weather housing with external silencer reduce ambient temperature capability by 5°C (9°F).

## Operation Requirements

### Air Requirements

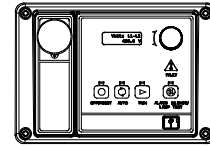
Radiator-cooled cooling air, m <sup>3</sup> /min. (scfm) †	725 (25600)
Combustion air, m <sup>3</sup> /min. (cfm)	55 (1937)
Heat rejected to ambient air:	
Engine, kW (Btu/min.)	33 (1877)
Alternator, kW (Btu/min.)	45 (2560)

† Air density = 1.20 kg/m<sup>3</sup> (0.075 lbm/ft<sup>3</sup>)

### Fuel Consumption

Diesel, Lph (gph) at % load	Standby Rating
100%	154.6 (40.8)
75%	112.5 (29.7)
50%	75.8 (20.0)
25%	41.7 (11.0)
Diesel, Lph (gph) at % load	Prime Rating
100%	139.0 (36.7)
75%	101.7 (26.9)
50%	69.2 (18.3)
25%	38.5 (10.2)

# Controllers

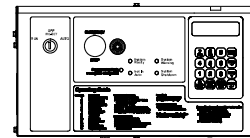


### Decision-Maker® 3000 Controller

Provides advanced control, system monitoring, and system diagnostics for optimum performance and compatibility.

- Digital display and menu control provide easy local data access
- Measurements are selectable in metric or English units
- Remote communication thru a PC via network or serial configuration
- Controller supports Modbus® protocol
- Integrated hybrid voltage regulator with ±0.5% regulation
- Built-in alternator thermal overload protection
- NFPA 110 Level 1 capability

Refer to G6-100 for additional controller features and accessories.

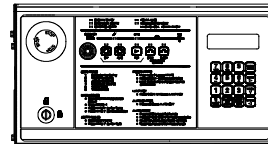


### Decision-Maker® 550 Controller

Provides advanced control, system monitoring, and system diagnostics with remote monitoring capabilities.

- Digital display and keypad provide easy local data access
- Measurements are selectable in metric or English units
- Remote communication thru a PC via network or modem configuration
- Controller supports Modbus® protocol
- Integrated voltage regulator with ±0.25% regulation
- Built-in alternator thermal overload protection
- NFPA 110 Level 1 capability

Refer to G6-46 for additional controller features and accessories.



### Decision-Maker® 6000 Paralleling Controller

Provides advanced control, system monitoring, and system diagnostics with remote monitoring capabilities for paralleling multiple generator sets.

- Paralleling capability with first-on logic, synchronizer, kW and kVAR load sharing, and protective relays
- Digital display and keypad provide easy local data access
- Measurements are selectable in metric or English units
- Remote communication thru a PC via network or modem configuration
- Controller supports Modbus® protocol
- Integrated voltage regulator with ±0.25% regulation
- Built-in alternator thermal overload protection
- NFPA 110 Level 1 capability

Refer to G6-107 for additional controller features and accessories.

## Standard Features

- Alternator Protection
- Battery Rack and Cables
- Customer Connection  
(standard with Decision-Maker® 6000 controller)
- Local Emergency Stop Switch
- Oil Drain Extension
- Operation and Installation Literature

## Available Options

### Approvals and Listings

- California OSHPD Approval
- CSA Approval
- IBC Seismic Certification
- UL 2200 Listing

### Enclosed Unit

- Sound Enclosure/Tank Package
- Weather Enclosure/Tank Package

### Open Unit

- Exhaust Silencer, Hospital (kit: PA-354907)
- Exhaust Silencer, Critical (kit: PA-354894)
- Flexible Exhaust Connector, Stainless Steel

### Fuel System

- Flexible Fuel Lines, Rubber
- Flexible Fuel Lines, Stainless Steel
- Fuel Pressure Gauge

### Controller

- Common Failure Relay  
(Decision-Maker® 550 and 6000 controllers only)
- Communications Products and PC Software
- Customer Connection (Decision-Maker® 550 controller only)
- Decision-Maker® Paralleling System (DPS)  
(Decision-Maker® 6000 controller only)
- Dry Contact (isolated alarm)  
(Decision-Maker® 550 and 6000 controllers only)
- Input/Output Module (Decision-Maker® 3000 controller only)
- Remote Audiovisual Alarm Panel  
(Decision-Maker® 550 controller only)
- Remote Emergency Stop
- Remote Mounting Cable
- Remote Serial Annunciator Panel
- Run Relay

### Cooling System

- Block Heater, 4000 W, 190/208 V, 1 Ph
- Block Heater, 4000 W, 210/240 V, 1 Ph
- Block Heater, 4000 W, 380/480 V, 1 Ph  
Recommended for ambient temperatures below 20°C (68°F)
- Radiator Duct Flange

### Electrical System

- Alternator Strip Heater
- Battery
- Battery Charger, Equalize/Float Type
- Battery Heater
- Bus Bar
- Line Circuit Breaker (NEMA type 1 enclosure)
- Line Circuit Breaker with Shunt Trip (NEMA type 1 enclosure)

### Paralleling System

- Manual Speed Adjust (Decision-Maker® 550 controller only)
- Remote Voltage Adjustment Control  
(Decision-Maker® 550 controller only)
- Voltage Sensing (Decision-Maker® 6000 controller only)

### Miscellaneous

- Air Cleaner, Heavy Duty
- Air Cleaner Restriction Indicator
- Closed Crankcase Ventilation
- Engine Fluids (oil and coolant) Added
- Rated Power Factor Testing

### Literature

- General Maintenance
- NFPA 110
- Overhaul
- Production

### Warranty

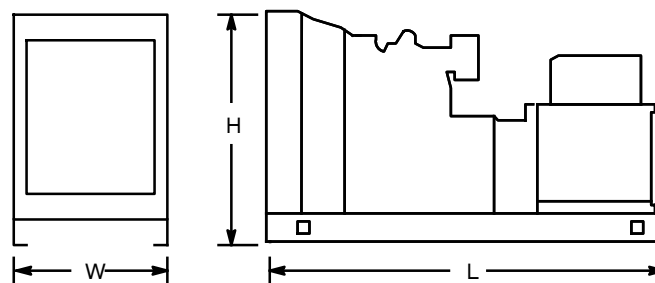
- 2-Year Basic
- 2-Year Prime
- 5-Year Basic
- 5-Year Comprehensive
- 10-Year Major Components

### Other Options

- \_\_\_\_\_
- \_\_\_\_\_
- \_\_\_\_\_
- \_\_\_\_\_
- \_\_\_\_\_

## Dimensions and Weights

Overall Size, L x W x H, max., mm (in.): 4229 x 1939 x 1973  
 (166.5 x 76.3 x 77.7)  
 Weight (radiator model), wet, max., kg (lb.): 4885 (10770)



Note: This drawing is provided for reference only and should not be used for planning the installation. Contact your local distributor for more detailed information.

## DISTRIBUTED BY: