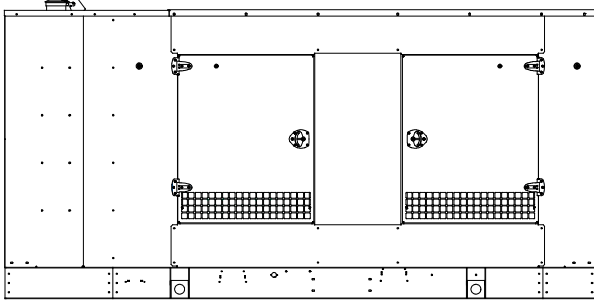
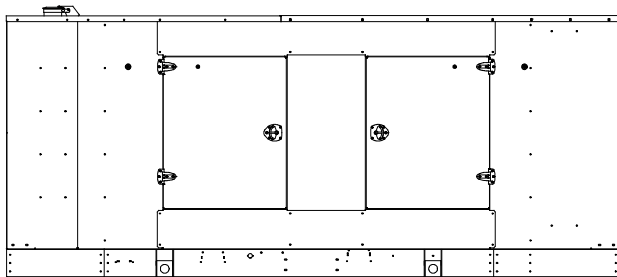


Weather and Sound Enclosures



Standard Enclosure



Premium Sound Enclosure

Available Approvals and Listings

- UL 2200 Listing
- CSA Certified
- IBC Seismic Certification
- Hurricane Rated Enclosure - Available on aluminum sound premium enclosures (Impact rated for Large Missile Level E and Wind load rated per Florida Building Code tested to TAS201-94, TAS202-94 and TAS203-94 standards)

NOTE: Some models may have limited third-party approvals; see your local distributor for details.

**Applicable to the following:
KG150- KG200**

Weather Enclosure Standard Features

- Internal-mounted critical silencer and flexible exhaust connector.
- Skid-mounted, steel construction with hinged doors.
- Fade-, scratch-, and corrosion-resistant Kohler® Power Armor™ automotive-grade textured finish.
- Enclosure has four access doors which allow for easy maintenance.
- Lockable, flush-mounted door latches.
- Vertical air outlet discharge to redirect air and reduce noise.
- Steel weather enclosure is analyzed to 150 mph (241 kph) wind load rating.

Sound Enclosure Standard Features

- Includes all of the weather enclosure features with the addition of acoustic insulation material.
- Skid-mounted, steel or aluminum construction with hinged doors. Aluminum enclosures are recommended for high humidity and/or high salt/coastal regions.
- Acoustic insulation that meets UL 94 HF1 flammability classification and repels moisture absorption.
- Sound attenuated enclosure that uses up to 51 mm (2 in.) of acoustic insulation, and acoustic-lined air discharge hood.
- Aluminum sound enclosure is certified to 186 mph (299 kph) wind load rating.
- Steel sound enclosure is analyzed to 150 mph (241 kph) wind load rating.

Premium Sound Enclosure Standard Features

- Includes all of the standard sound enclosure features listed above.
- Premium sound enclosure has a louvered air intake on the rear, intake sound baffles, and no door intakes.
- Premium sound enclosures include 51 mm (2 in.) acoustic insulation material and acoustic-lined air discharge.

Weather and Sound Enclosure Specifications

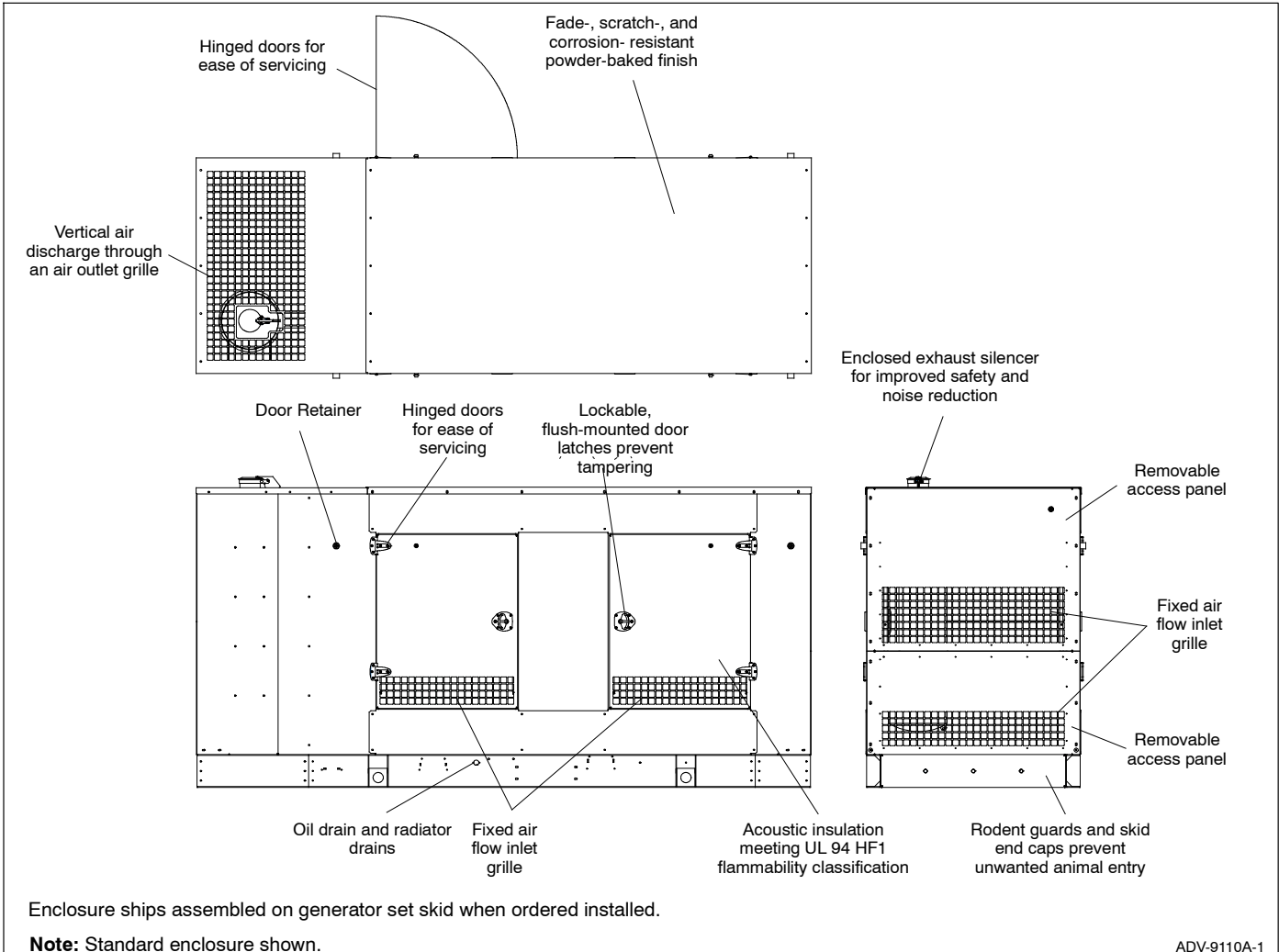
Model	Max. Dimensions, mm (in.)			Max. Weight, kg (lb.) *			Sound Pressure Level at 60 Hz with Full Load, Weather/Sound, dB(A) †	
	Length	Width	Height	Steel Weather Enclosure	Steel Sound Enclosure	Aluminum Sound Enclosure		
Standard Weather and Sound Enclosure								
KG150	3502 (137.9)	1340 (52.8)	1949 (76.7)	2111 (4657)	2132 (4703)	1976 (4360)	79/70	
KG180	3848 (151.5)			2675 (5902)	2698 (5952)	2637 (5819)	85/72	
KG200				85/73				
Premium Sound Enclosure								
KG150	4406 (173.5)	1340 (52.8)	1949 (76.7)	-	-	2280 (5030)	2108 (4650)	69
KG180						2810 (6200)	2638 (5820)	70
KG200						70		

Note: Data in table is for reference only, refer to the respective ADV drawings for details.

* Max. weight includes the generator set (wet) with largest alternator option, enclosure, and silencer.

† Log average sound pressure level of 8 measured positions around the perimeter of the unit at a distance of 7 m (23 ft). Refer to TIB-114 for details.

Standard Weather and Sound Enclosure



ADV-9110A-1

Weather Enclosure Features

- Available in steel (14 gauge) formed panel, solid construction. Preassembled package offering corrosion resistant, dent resilient structure mounting directly to skid.
- Power Armor™ automotive-grade finish resulting in advanced corrosion and abrasion protection as well as enhanced edge coverage and color retention.
- Internal critical exhaust silencer offering maximum component life and operator safety.

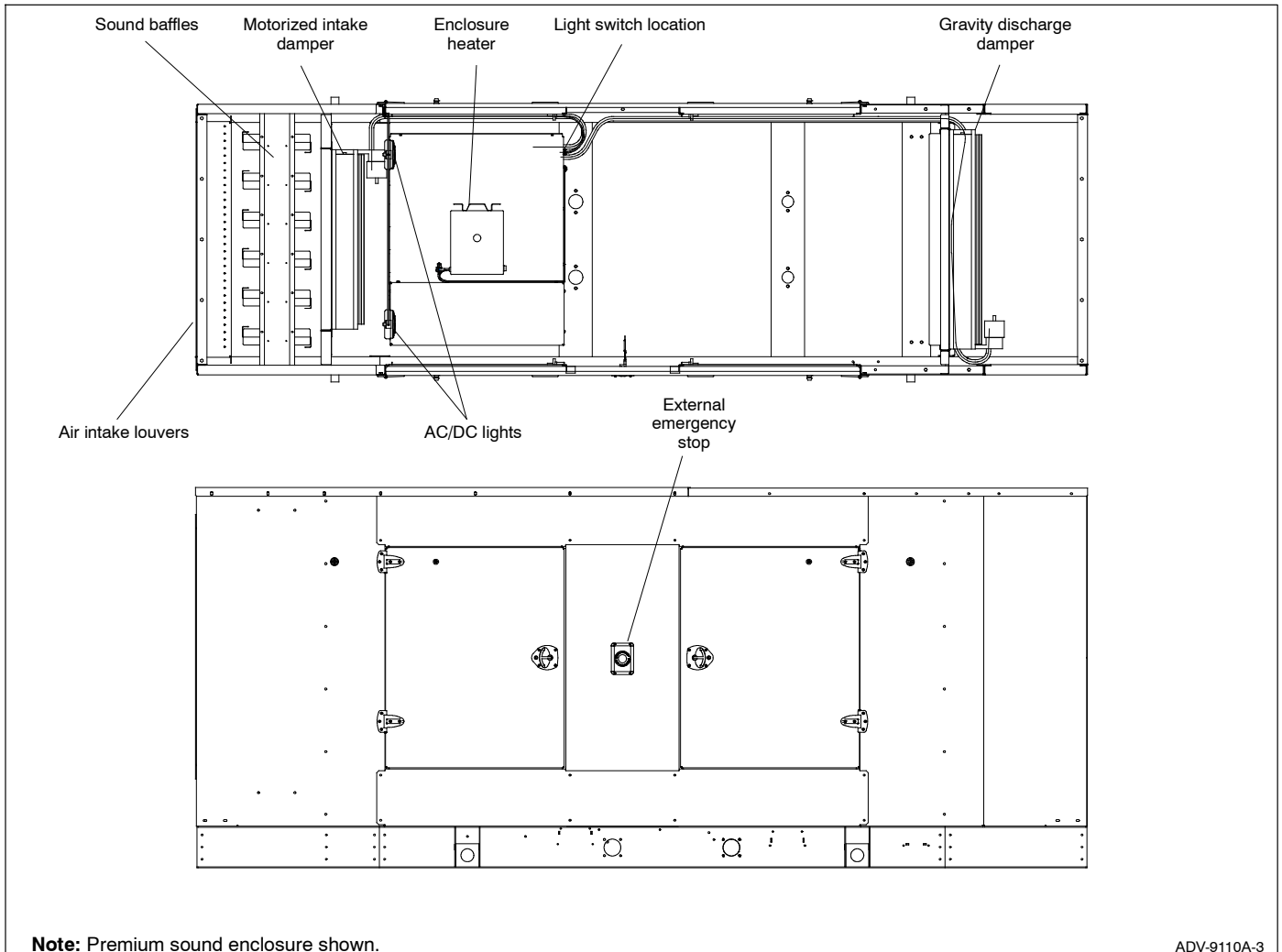
NOTE: Installing an additional length of exhaust tail pipe may increase backpressure levels. Please refer to the generator set spec sheet for the maximum backpressure value.

- Interchangeable modular panel construction. Allows complete serviceability or replacement without compromising enclosure design.
- Cooling/combustion air intake with a horizontal air inlet. Sized for maximum cooling airflow.
- Service access. Multi-personnel doors for easy access to generator set control and servicing of the oil fill and battery.
- Cooling air discharge. Weather protective design featuring a vertical air discharge outlet grille. Redirects cooling air up and above enclosures to reduce noise ambient.

Additional Sound Enclosure Features

- Available in steel (14 gauge) or aluminum 3.2 mm (0.125 in.) formed panel, solid construction.
- Sound-attenuating design. Mechanically restrained acoustic insulation UL 94 HF1 listed for flame resistance.
- Cooling air discharge. The sound enclosures include acoustic insulation with urethane film.

Premium Sound Enclosure Options



Basic Electrical Package (BEP)

Distribution Panel. Prewired AC power distribution of all factory-installed features including 30 amps single/three-phase terminal strip, two GFI-protected internal 120-volt service receptacles, 20A 240 VAC receptacle, internal lighting, and DC light switch.

- BEP available with single-phase 120/240 VAC 60 Hz.
- BEP available with three-phase 120/ 240 VAC 60 Hz.

Enclosure Heater

Heater, 3 or 4 kW Ceiling Mounted. Electrical utility heater prewired to load center inside the enclosure. Rated at 13652/10239 Btu includes adjustable louvers offering down flow and horizontal air tuning, built-in thermostat with automatic fan delay controls.

- Heater available in single phase at 240 or 208 VAC.

DC Light Package

- DC Light Package (DLP).** Prewired DC light package offering an economical alternative light source within the enclosure, as a complement to the BEP or a source of light when AC power is not available. Battery drain limited with fuse protection and controlled through a 0- 60 minute, spring-wound, no-hold timer.

Miscellaneous Package Options

- Emergency Stop Switch.** Externally mounted, recessed emergency stop switch (for premium aluminum and steel enclosures).

NOTE: Not available with hurricane rated enclosures.

Motorized Air Inlets

- Galvanized steel construction

Motorized Air Outlets

- Aluminum construction
- Galvanized steel construction



KOHLER CO., Kohler, Wisconsin 53044 USA
Phone 920-457-4441, Fax 920-459-1646
For the nearest sales and service outlet in the
US and Canada, phone 1-800-544-2444
KOHLERPower.com

DISTRIBUTED BY:

© 2020 Kohler Co. All rights reserved.