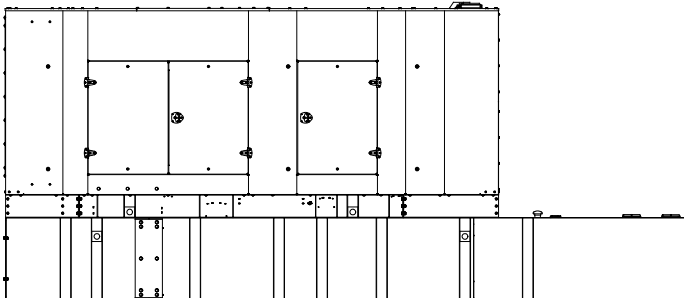


Aluminum and Steel Enclosure and Subbase Fuel Tank Package

All Generator Set, Enclosure, and Fuel Tank Options are UL 2200 Certified.



Applicable to the following:

350-500REOZJC

350/400REOZJD

Weather Enclosure Standard Features

- Internal silencer, flexible exhaust connector and rain cap.
- Mounts to generator set skid. Steel construction with hinged doors.
- Fade-, scratch-, and corrosion-resistant Kohler® Power Armor™ automotive-grade textured finish.
- Enclosure has six large access doors which allow for easy maintenance.
- Lockable, flush-mounted door latches.
- Air inlet louvers reduce rain entry.

Sound Enclosures Standard Features

- Includes all of the weather enclosure features with the addition of acoustic insulation material.
- Internal vertical discharge plenum directs air up to reduce noise.
- Acoustic insulation that meets UL 94 HF1 flammability classification.
- Sound enclosure offering level 1 or level 2 sound reduction using acoustic insulation. See specification in the tables at the back of this document for sound pressure level dB(A).
- Aluminum sound level 1 enclosure is designed to 150 mph (241 kph) wind load rating.
- Aluminum sound level 2 enclosure is certified to 186 mph (299 kph) wind load rating.

Subbase Fuel Tank Features

- The fuel tank has a Power Armor Plus™ textured epoxy-based rubberized coating.
- The above-ground rectangular secondary containment tank mounts directly to the generator set, below the generator set skid (subbase).
- Both the inner and outer tanks have emergency relief vents.
- Flexible fuel lines are provided with subbase fuel tank selection. Stainless steel fuel lines are an available option.
- The secondary containment tank's construction protects against fuel leaks or ruptures. The inner (primary) tank is sealed inside the outer (secondary) tank. The outer tank contains the fuel if the inner tank leaks or ruptures.
- State tanks with varying capacities are an available option. Florida Dept. of Environmental Protection (FDEP) File No. EQ-634 approved.

Enclosure and Subbase Fuel Tank Combinations

There are three enclosure configurations available with the subbase fuel tanks.

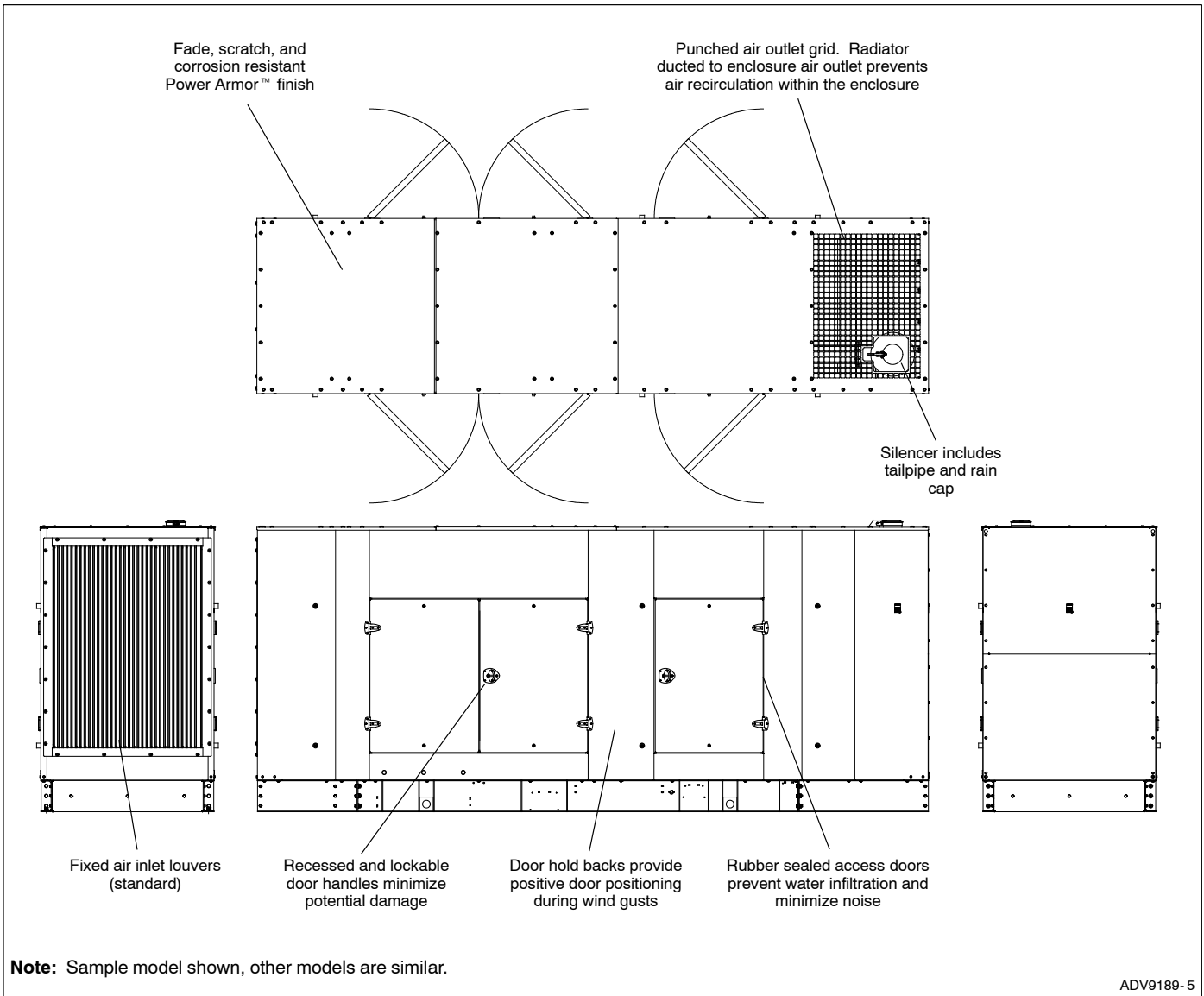
- Weather Enclosure with Internal Silencer
- Sound Enclosure Level 1 with Internal Silencer
- Sound Enclosure Level 2 with Internal Silencer

Available Approvals and Listings

- UL 2200 Listing
- CSA Certified
- cUL Listing (fuel tanks only)
- California OSHPD Pre-Approval
- IBC Seismic Certification
- Hurricane Rated Enclosure - Available on sound aluminum
(Impact rated for Large Missile Level E and Wind load rated per Florida Building Code tested to TAS201-94, TAS202-94 and TAS203-94 standards)

NOTE: Some models may have limited third-party approvals; see your local distributor for details.

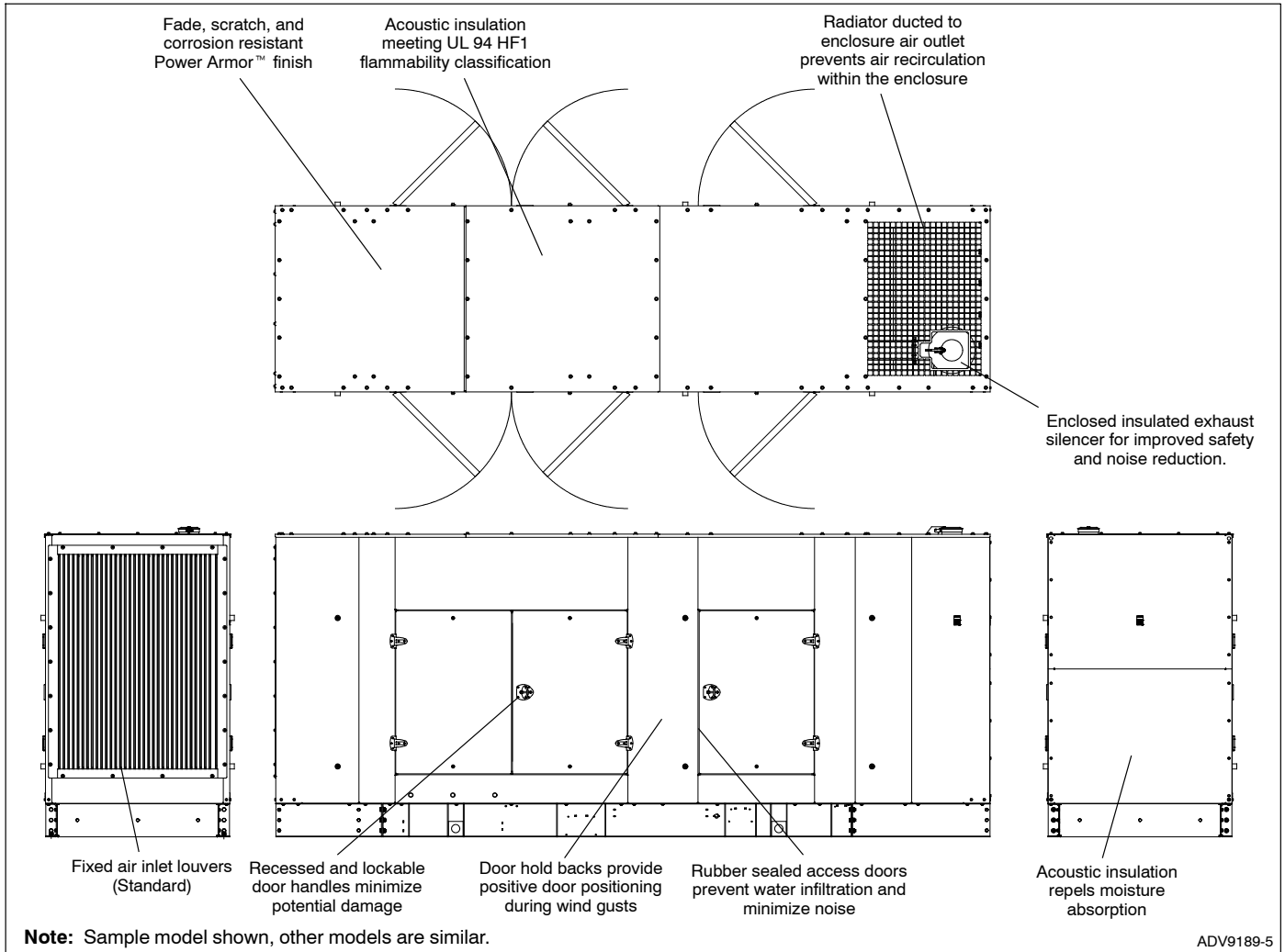
Weather Enclosure



Weather Enclosure Features

- Heavy-duty formed panels, solid construction. Preassembled package offering corrosion resistant, dent resilient structure mounting directly to the generator set skid. Available in 14 gauge steel.
- Power Armor™ automotive-grade finish resulting in advanced corrosion and abrasion protection as well as enhanced edge coverage and color retention.
- Internal exhaust silencer. Offers maximum component life, operator safety, and includes rain shield and cap.
- **NOTE:** Installing an additional length of exhaust tail pipe may increase backpressure levels. Please refer to the generator set spec sheet for the maximum backpressure value.
- Service access. Multi-personnel doors for easy access to generator set control and servicing of the fuel fill, fuel gauge, oil fill, and battery.
- Interchangeable modular panel construction allows design flexibility without compromising building standards.
- Bolted panels facilitate service, future modification upgrades, or field replacement.
- Cooling/combustion air intake. Weather protective designs using fixed air inlet louvers. Sized for maximum cooling airflow.
- Cooling air discharge. Weather protective design featuring vertical air discharge. Exhausts air through a punched air outlet grille.

Level 1 Sound Enclosure

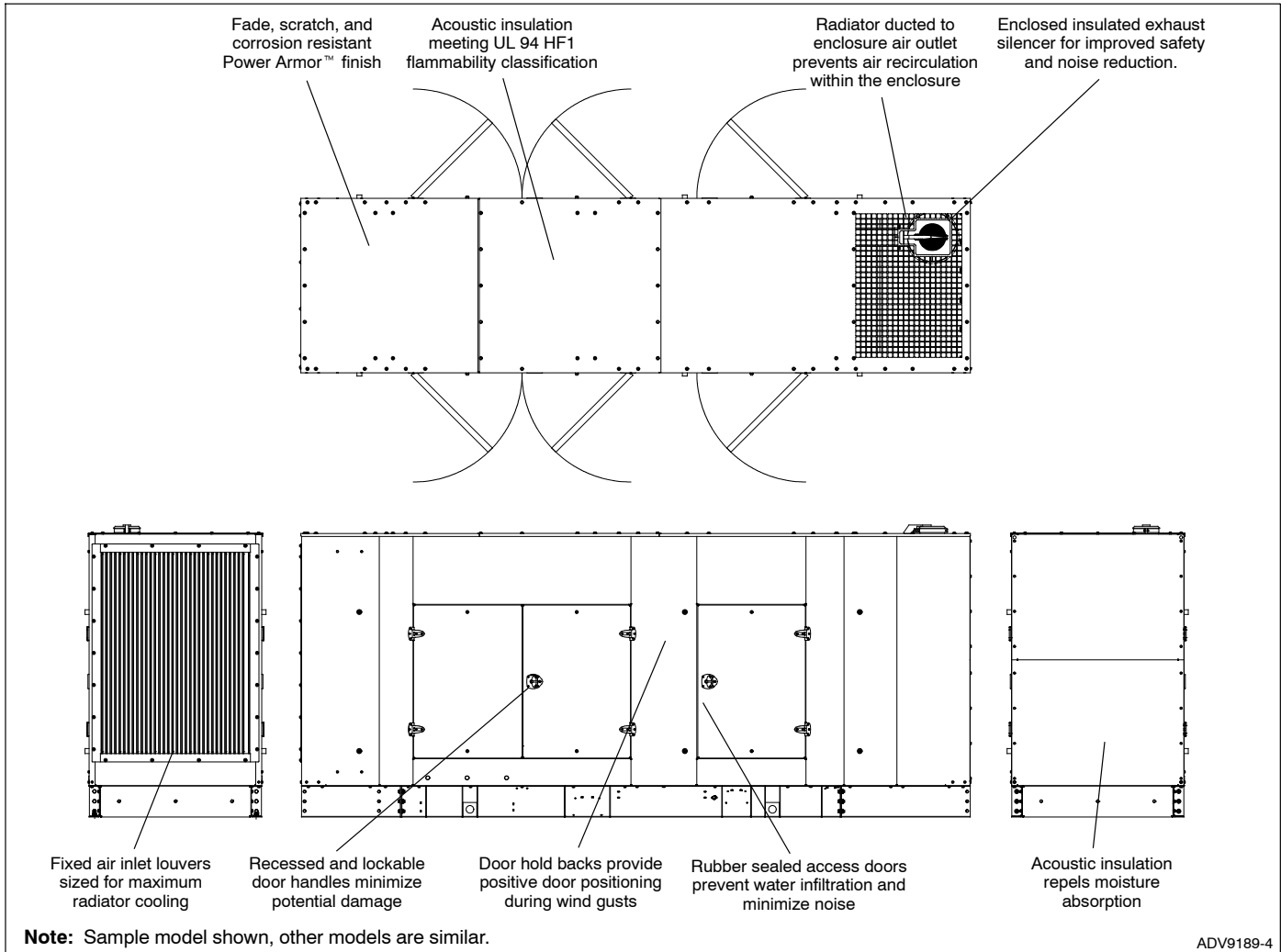


Level 1 Sound Enclosure Features

- Heavy-duty formed panels, solid construction. Pre-assembled package offering corrosion resistant, dent resilient structure mounting directly to the generator set skid. Available in 3 mm (0.125 in.) aluminum or 14 gauge steel.
- Power Armor™ automotive-grade finish resulting in advanced corrosion and abrasion protection as well as enhanced edge coverage and color retention.
- Internal exhaust silencer offering maximum component life and operator safety.

NOTE: Installing an additional length of exhaust tail pipe may increase backpressure levels. Please refer to the generator set spec sheet for the maximum backpressure value.
- Service access. Multi-personnel doors for easy access to generator set control and servicing of the fuel fill, fuel gauge, oil fill, and battery.
- Interchangeable modular panel construction. Allows complete serviceability or replacement without compromising enclosure design.
- Bolted panels facilitate service, future modification upgrades, or field replacement.
- Cooling/combustion air intake. Weather protective designs using fixed air inlet louvers. Sized for maximum cooling airflow.
- Cooling air discharge. Sound enclosures use an internal vertical discharge scoop that redirects cooling air up and above the enclosure to reduce noise.
- Sound-attenuating design using a silencer and acoustic insulation UL 94 HF1 listed for flame resistance.

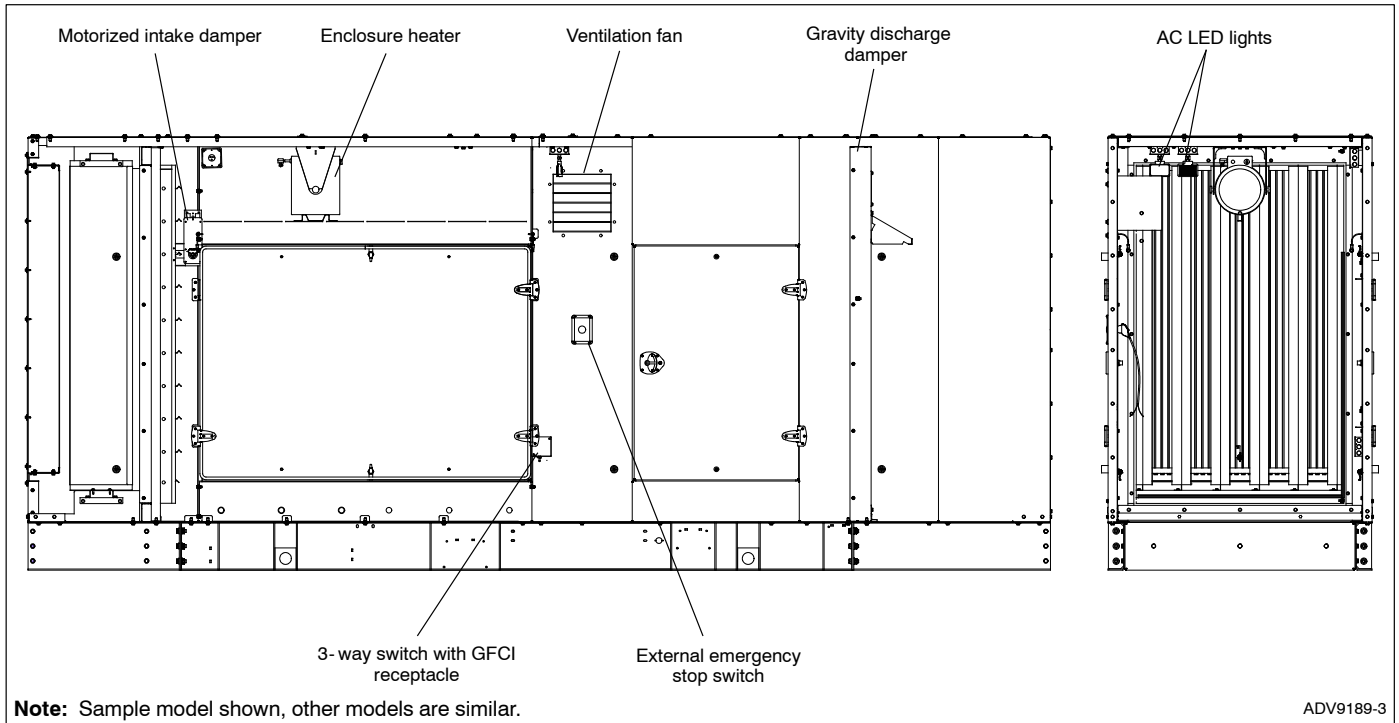
Level 2 Sound Enclosure



Level 2 Sound Enclosure Features

- Heavy-duty formed panels, solid construction. Pre-assembled package offering corrosion resistant, dent resilient structure mounting directly to the generator set skid. Available in 3 mm (0.125 in.) aluminum or 14 gauge steel.
- Power Armor™ automotive-grade finish resulting in advanced corrosion and abrasion protection as well as enhanced edge coverage and color retention.
- Internal exhaust silencer offering maximum component life and operator safety.
- **NOTE:** Installing an additional length of exhaust tail pipe may increase backpressure levels. Please refer to the generator set spec sheet for the maximum backpressure value.
- Service access. Multi-personnel doors for easy access to generator set control and servicing of the fuel fill, fuel gauge, oil fill, and battery.
- Interchangeable modular panel construction. Allows complete serviceability or replacement without compromising enclosure design.
- Bolted panels facilitate service, future modification upgrades, or field replacement.
- Cooling/combustion air intake. Weather protective designs using fixed air inlet louvers. Sized for maximum cooling airflow.
- Cooling air discharge. Sound enclosures use an internal vertical discharge scoop that redirects cooling air up and above the enclosure to reduce noise.
- Sound-attenuating design using dual silencers connected in series and acoustic insulation UL 94 HF1 listed for flame resistance.

Weather and Sound Enclosure Options



Enclosure Design Options

- Aluminum Sound Enclosure
- Steel Sound and Weather Enclosures

Enclosure Silencer Options

- Internal Silencer, weather enclosure
- Internal Silencer, sound enclosure, level 1
- Internal Silencer, sound enclosure, level 2

Basic Electrical Package (BEP)

Distribution Panel/Load Center. Prewired AC power distribution of all factory-installed features including two GFCI-protected internal 120-volt service receptacles, AC LED lights, and commercial grade wall switch. Single-phase or three-phase load center powered by building source power and protected by a main circuit breaker, rated for 100 amps with capacity and circuit positions for future expansion. AC power distribution installed in accordance with NEC and all wiring within EMT thin wall conduit. AC LED lights located within UL-listed fixtures.

- BEP, single-phase, 120/208, 60 Hz or 120/240 VAC, 60 Hz Includes 100 amp electrical panel, two 3-way switches, two LED lights, and two GFCI receptacles.
- BEP, three-phase, 120/208, 60 Hz or 120/240 VAC, 60 Hz Includes 100 amp electrical panel, two 3-way switches, two LED lights, and two GFCI receptacles.

DC Light Package

- DC Light Package (DLP).** Prewired, internal 12- 48 VDC light package offering an economical alternative light source within the enclosure, as a complement to the BEP or a source of light when AC power is not available. Battery drain limited with fuse protection and controlled through a 0- 60 minute, spring-wound, no-hold timer.

Miscellaneous Enclosure Options

Wiring Kits. Electrical wiring for accessories. BEP required.

- Block heater wiring available in single phase 120 VAC
- Block heater wiring available in single phase 208/240 VAC
- Battery charger wiring, 10A, 60 Hz
- Generator heater wiring

Emergency Stop Switch

- Emergency Stop Switch.** Externally mounted, recessed emergency stop switch.

Enclosure Heater

Heater, 3/4 kW Ceiling Mounted. Electrical utility heater prewired to load center internal to enclosure. Rated at 13650 Btu.

- Heater kit with 1 heater, single phase, 208/240 VAC, 60 Hz, thermostatically controlled. BEP required.

Exhaust Fan

- Exhaust Ventilation Fan. Mounted inside the enclosure. BEP required.

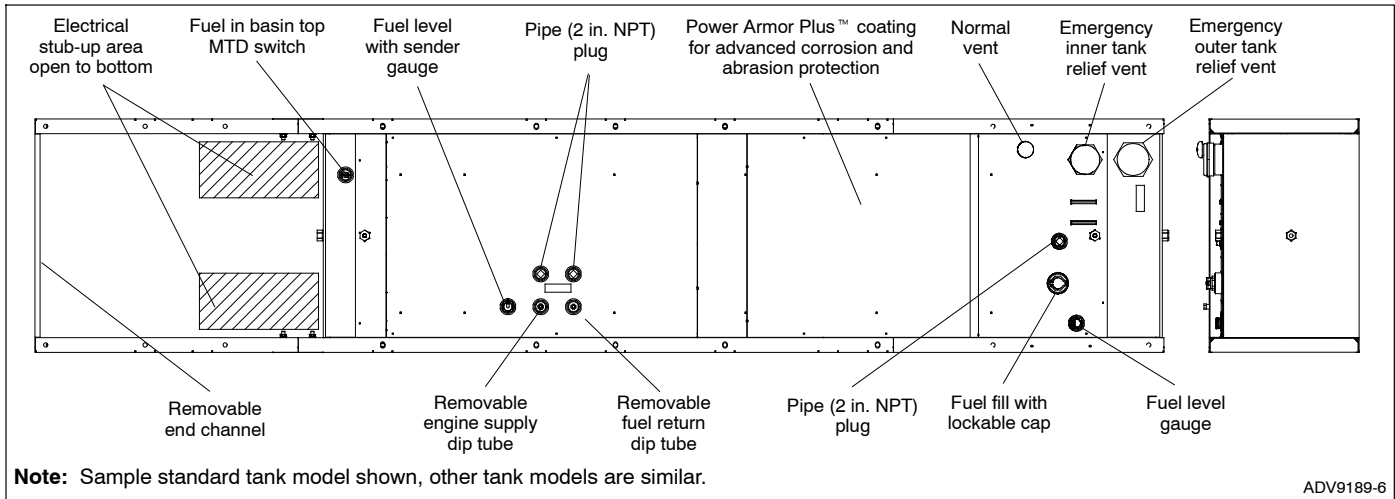
Motorized Air Inlet. 60 Hz only, BEP required.

- Aluminum construction
- Galvanized construction

Gravity Air Outlet

- Aluminum construction

Subbase Fuel Tank



Standard Subbase Fuel Tank Features

- Extended operation. Optional tank capacities for multiple hour requirements.
- Power Armor Plus™ textured epoxy-based rubberized coating that creates an ultra-thick barrier between the tank and harsh environmental conditions like humidity, saltwater, and extreme temperatures, and provides advanced corrosion and abrasion protection.
- UL listed. Secondary containment generator set base tank meeting UL 142 requirements.
- NFPA compliant. Designed to comply with the installation standards of NFPA 30 and NFPA 37.
- Integral external lift lugs. Enables crane with spreader-bar lifting of the complete package (empty tank, mounted generator set, and enclosure) to ensure safety.
- Emergency pressure relief vents. Vents ensure adequate venting of inner and outer tank under extreme pressure and/or emergency conditions.
- Normal vent with cap. Vent is raised above lockable fuel fill.
- Fuel level sender with fuel level and low and high fuel warning annunciated through the generator set controller.
- Leak detection switch. Annunciates a contained primary tank fuel leak condition at generator set control.
- Electrical stub-up area.

State Subbase Fuel Tank Options

Bottom Clearance

- I-beams, provides 102 mm (4 in.) of ground clearance (not available with OSHPD or IBC seismic certification)

Fuel in Basin Options

- Fuel in basin switch, Florida Dept. of Environmental Protection (FDEP) File No. EQ-682 approved

Fuel Fill Options

- Fill pipe extension to within 152 mm (6 in.) of bottom of fuel tank
- 18.9 L (5 gallon) spill fill containment
- 18.9 L (5 gallon) spill containment with 95% shutoff
- 18.9 L (5 gallon) spill containment fill to within 152 mm (6 in.) of bottom of fuel tank
- 18.9 L (5 gallon) spill fill containment, OSHPD/IBC
- 18.9 L (5 gallon) spill containment with 95% shutoff, OSHPD/IBC
- 28.4 L (7.5 gallon) spill containment, Florida Dept. of Environmental Protection (FDEP) File No. EQ-345 approved

- 28.4 L (7.5 gallon) spill containment with 95% shutoff, Florida Dept. of Environmental Protection (FDEP) File No. EQ-345/ EQ-257 approved
- 28.4 L (7.5 gallon) spill containment with 90% shutoff, Florida Dept. of Environmental Protection (FDEP) File No. EQ-345/ EQ-257 approved

Fuel Supply Options

- Fire safety valve (installed on fuel supply line)
- Ball valve (installed on fuel supply line)

High Fuel Level Switch

- High fuel level switch, 24 V
- High fuel level switch, 24 V, Florida Dept. of Environmental Protection (FDEP) File No. EQ-682 approved
- Three-alarm fuel tank panel, 24 V
- Three-alarm fuel tank panel, 24 V, Florida Dept. of Environmental Protection (FDEP) File No. EQ-682 approved

Normal Vent Options

- 3.7 m (12 ft.) above grade (without spill containment)
- 3.7 m (12 ft.) above grade (with spill containment)
- 3.7 m (12 ft.) above grade (with spill containment), OSHPD/IBC

Emergency Vent Options

- 101.6 mm (4 in.), IBC 12 hr. tank only
- 127 mm (5 in.), IBC 24/36 hr. tank only
- 152.4 mm (6 in.), IBC 48/72/96 hr. tank only

Tank Marking Options

- Decal, Combustible Liquids - Keep Fire Away (qty. 2)
- Decal, NFPA 704 identification (qty. 2)
- Decal, tank number and safe fuel fill height (qty. 2)

Fluid Containment Options

- 100% engine fluid containment

Freestanding Stairs

(available with 686 mm (27 in.) or taller height tanks only)

- Stairs only, single door access
- Stairs with platform, single door access
- Stairs with catwalk, 2 door access, door length only
- Stairs with catwalk, 2 door access, full length of enclosure

Fuel Tank Capacity, L (gal.)	Est. Fuel Supply Hours at 60 Hz with Full Load Nominal	350REOZJC(D)					Fuel Tank Height, mm (in.) †	Sound Pressure Level at 60 Hz with Full Load, dB(A) ‡
		Max. Dimensions, mm (in.)			Max. Weight, kg (lb.) *			
		Length	Width	Height	With Steel Enclosure	With Aluminum Enclosure		

Weather Enclosure and Standard Subbase Fuel Tank

No Tank	0	5520 (217)	1495 (59)	2400 (94)	4722 (10410)	-	-	0 (0)
1530 (404)	12	5761 (227)		2806 (110)	5832 (12857)	-	-	406 (16)
2930 (774)	24			3162 (124)	6120 (13492)	-	-	762 (30)
4394 (1161)	36	6460 (254)	1981 (78)	3314 (130)	6511 (14354)	-	-	914 (36)
5042 (1332)	48	5850 (230)		3273 (129)	7473 (16475)	-	-	873 (34)
7510 (1984)	72			2591(102)	3324 (130)	8208 (18095)	-	-

Weather Enclosure and State Subbase Fuel Tank

1530 (404)	12	6714 (264)	1495 (59)	2781 (109)	6021 (13274)	-	-	381 (15)
2930 (774)	24			3060 (120)	6269 (13820)	-	-	660 (26)
4394 (1161)	36			6892 (271)	3314 (130)	6569 (14482)	-	-
5061 (1337)	48	6282 (247)	1981 (78)	3197 (126)	7632 (16825)	-	-	797 (31)
7537 (1991)	72			3222 (127)	8451 (18631)	-	-	822 (32)
9993 (2640)	96		2591(102)	3425 (135)	8785 (19367)	-	-	1026 (40)

Sound Enclosure (Level 1) and Standard Subbase Fuel Tank

No Tank	0	5520 (217)	1495 (59)	2400 (94)	4745 (10460)	4346 (9581)	0 (0)
1530 (404)	12	5761 (227)		2806 (110)	5855 (12908)	5456 (12028)	406 (16)
2930 (774)	24			3162 (124)	6146 (13549)	5747 (12669)	762 (30)
4394 (1161)	36	6460 (254)	1981 (78)	3314 (130)	6534 (14405)	6135 (13525)	914 (36)
5042 (1332)	48	5850 (230)		3273 (129)	7496 (16525)	7097 (15646)	873 (34)
7010 (1984)	72			2591(102)	3324 (130)	8231 (18146)	7832 (17266)

Sound Enclosure (Level 1) and State Subbase Fuel Tank

1530 (404)	12	6714 (264)	1495 (59)	2781 (109)	6044 (13324)	5645 (12445)	381 (15)
2930 (774)	24			3060 (120)	6292 (13871)	5893 (12991)	660 (26)
4394 (1161)	36			6892 (271)	3314 (130)	6592 (14532)	6193 (13653)
5061 (1337)	48	6282 (247)	1981 (78)	3197 (126)	7655 (16876)	7256 (15996)	797 (31)
7537 (1991)	72			3222 (127)	8474 (18681)	8075 (17802)	822 (32)
9993 (2640)	96		2591(102)	3425 (135)	8808 (19418)	8409 (18538)	1026 (40)

Sound Enclosure (Level 2) and Standard Subbase Fuel Tank

No Tank	0	5520 (217)	1495 (59)	2400 (94)	4881 (10760)	4470 (9854)	0 (0)
1530 (404)	12	5761 (227)		2806 (110)	5991 (13207)	5580 (12301)	406 (16)
2930 (774)	24			3162 (124)	6282 (13849)	5871 (12943)	762 (30)
4394 (1161)	36	6460 (254)	1981 (78)	3314 (130)	6670 (14704)	6259 (13798)	914 (36)
5042 (1332)	48	5850 (230)		3273 (129)	7632 (16825)	7221 (15919)	873 (34)
7010 (1984)	72			2591(102)	3324 (130)	8367 (18446)	7956 (17539)

Sound Enclosure (Level 2) and State Subbase Fuel Tank

1530 (404)	12	6714 (264)	1495 (59)	2781 (109)	6180 (13624)	5769 (12718)	381 (15)
2930 (774)	24			3060 (120)	6428 (14171)	6017 (13265)	660 (26)
4394 (1161)	36			6892 (271)	3314 (130)	6728 (14832)	6317 (13926)
5061 (1337)	48	6282 (247)	1981 (78)	3197 (126)	7791 (17176)	7380 (16270)	797 (31)
7537 (1991)	72			3222 (127)	8610 (18981)	8199 (18075)	822 (32)
9993 (2640)	96		2591(102)	3425 (135)	8944 (19718)	8533 (18812)	1026 (40)

Note: Data in table is for reference only, refer to the respective ADV drawings for details.

* Max. weight includes the generator set (wet) with largest alternator option, enclosure, silencer, and tank (no fuel).

† Includes fuel tank and I-beam with 48-hour, 72-hour, and 96-hour fuel tanks.

‡ Log average sound pressure level of 8 measured positions around the perimeter of the unit at a distance of 7 m (23 ft). Refer to TIB-114 for details.

Fuel Tank Capacity, L (gal.)	Est. Fuel Supply Hours at 60 Hz with Full Load Nominal	400REOZJC(D)					Fuel Tank Height, mm (in.) †	Sound Pressure Level at 60 Hz with Full Load, dB(A) ‡
		Max. Dimensions, mm (in.)			Max. Weight, kg (lb.) *			
		Length	Width	Height	With Steel Enclosure	With Aluminum Enclosure		

Weather Enclosure and Standard Subbase Fuel Tank

No Tank	0	5520 (217)	1495 (59)	2400 (94)	4722 (10410)	-	-	0 (0)	91
1530 (404)	12	5761 (227)		2806 (110)	5832 (12857)	-	-	406 (16)	
2930 (774)	24			3162 (124)	6120 (13492)	-	-	762 (30)	
4394 (1161)	36			6460 (254)	3314 (130)	6511 (14354)	-	-	
5818 (1537)	48	5850 (230)	1981 (78)	3375 (133)	7609 (16774)	-	-	975 (38)	
8695 (2297)	72		2591(102)	3451 (136)	8378 (18470)	-	-	1051 (41)	

Weather Enclosure and State Subbase Fuel Tank

1530 (404)	12	6714 (264)	1495 (59)	2781 (109)	6021 (13274)	-	-	381 (15)	91
2930 (774)	24			3060 (120)	6269 (13820)	-	-	660 (26)	
4394 (1161)	36			6892 (271)	3314 (130)	6569 (14482)	-	-	
5852 (1546)	48	6282 (247)		1981 (78)	3273 (129)	7762 (17112)	-	-	
8748 (2311)	72		2591(102)	3324 (131)	8616 (18995)	-	-	924 (36)	
11602 (3065)	96	7264 (286)	3426 (135)	9148 (20167)	-	-	1026 (40)		

Sound Enclosure (Level 1) and Standard Subbase Fuel Tank

No Tank	0	5520 (217)	1495 (59)	2400 (94)	4745 (10460)	4346 (9581)	0 (0)	83
1530 (404)	12	5761 (227)		2806 (110)	5855 (12908)	5456 (12028)	406 (16)	
2930 (774)	24			3162 (124)	6146 (13549)	5747 (12669)	762 (30)	
4394 (1161)	36			6460 (254)	3314 (130)	6534 (14405)	6135 (13525)	
5818 (1537)	48	5850 (230)	1981 (78)	3375 (133)	7632 (16825)	7233 (15946)	975 (38)	
8695 (2297)	72		2591(102)	3451 (136)	8401 (18521)	8002 (17641)	1051 (41)	

Sound Enclosure (Level 1) and State Subbase Fuel Tank

1530 (404)	12	6714 (264)	1495 (59)	2781 (109)	6044 (13324)	5645 (12445)	381 (15)	83
2930 (774)	24			3060 (120)	6292 (13871)	5893 (12991)	660 (26)	
4394 (1161)	36			6892 (271)	3314 (130)	6592 (14532)	6193 (13653)	
5852 (1546)	48	6282 (247)		1981 (78)	3273 (129)	7785 (17162)	7386 (16283)	
8748 (2311)	72		2591(102)	3324 (131)	8639 (19045)	8240 (18166)	924 (36)	
11602 (3065)	96	7264 (286)	3426 (135)	9171 (20218)	8772 (19338)	1026 (40)		

Sound Enclosure (Level 2) and Standard Subbase Fuel Tank

No Tank	0	5520 (217)	1495 (59)	2400 (94)	4881 (10760)	4470 (9854)	0 (0)	75
1530 (404)	12	5761 (227)		2806 (110)	5991 (13207)	5580 (12301)	406 (16)	
2930 (774)	24			3162 (124)	6282 (13849)	5871 (12943)	762 (30)	
4394 (1161)	36			6460 (254)	3314 (130)	6670 (14704)	6259 (13798)	
5818 (1537)	48	5850 (230)	1981 (78)	3375 (133)	7768 (17125)	7357 (16219)	975 (38)	
8695 (2297)	72		2591(102)	3451 (136)	8537 (18820)	8126 (17914)	1051 (41)	

Sound Enclosure (Level 2) and State Subbase Fuel Tank

1530 (404)	12	6714 (264)	1495 (59)	2781 (109)	6180 (13624)	5769 (12718)	381 (15)	75
2930 (774)	24			3060 (120)	6428 (14171)	6017 (13265)	660 (26)	
4394 (1161)	36			6892 (271)	3314 (130)	6728 (14832)	6317 (13926)	
5852 (1546)	48	6282 (247)		1981 (78)	3273 (129)	7921 (17462)	7510 (16556)	
8748 (2311)	72		2591(102)	3324 (131)	8775 (19345)	8364 (18439)	924 (36)	
11602 (3065)	96	7264 (286)	3426 (135)	9307 (20518)	8896 (19612)	1026 (40)		

Note: Data in table is for reference only, refer to the respective ADV drawings for details.

* Max. weight includes the generator set (wet) with largest alternator option, enclosure, silencer, and tank (no fuel).

† Includes fuel tank and I-beam with 48-hour, 72-hour, and 96-hour fuel tanks.

‡ Log average sound pressure level of 8 measured positions around the perimeter of the unit at a distance of 7 m (23 ft). Refer to TIB-114 for details.

Fuel Tank Capacity, L (gal.)	Est. Fuel Supply Hours at 60 Hz with Full Load Nominal	500REOZJC					Fuel Tank Height, mm (in.) †	Sound Pressure Level at 60 Hz with Full Load, dB(A) ‡
		Max. Dimensions, mm (in.)			Max. Weight, kg (lb.) *			
		Length	Width	Height	With Steel Enclosure	With Aluminum Enclosure		

Weather Enclosure and Standard Subbase Fuel Tank

No Tank	0	5520 (217)	1495 (59)	2400 (94)	4722 (10410)	-	-	0 (0)
1771 (468)	12	5761 (227)		2857 (112)	5880 (12963)	-	-	457 (18)
3384 (894)	24			3238 (127)	6206 (13681)	-	-	838 (33)
5047 (1333)	36			7095 (279)	3314 (130)	6708 (14788)	-	-
6651 (1757)	48	5850 (230)	1981 (78)	3476 (137)	7751 (17088)	-	-	1076 (42)
9971 (2634)	72	6028 (237)	2591(102)		8743 (19275)	-	-	

Weather Enclosure and State Subbase Fuel Tank

1771 (468)	12	6714 (264)	1495 (59)	2832 (111)	6055 (13348)	-	-	432 (17)
3384 (894)	24			3137 (123)	6352 (14003)	-	-	737 (29)
5047 (1333)	36			7654 (301)	3314 (130)	6816 (15026)	-	-
6681 (1765)	48	6282 (247)	1981 (78)	3375 (133)	7906 (17429)	-	-	975 (38)
9993 (2640)	72		2591(102)	3425 (135)	8785 (19367)	-	-	1026 (40)
13325 (3520)	96	8306 (327)			9584 (21129)	-	-	

Sound Enclosure (Level 1) and Standard Subbase Fuel Tank

No Tank	0	5520 (217)	1495 (59)	2400 (94)	4745 (10460)	4346 (9581)	0 (0)
1771 (468)	12	5761 (227)		2857 (112)	5903 (13013)	5504 (12134)	457 (18)
3384 (894)	24			3238 (127)	6229 (13732)	5830 (12852)	838 (33)
5047 (1333)	36			7095 (279)	3314 (130)	6731 (14839)	6332 (13959)
6651 (1757)	48	5850 (230)	1981 (78)	3476 (137)	7774 (17138)	7375 (16259)	1076 (42)
9971 (2634)	72	6028 (237)	2591(102)		8766 (19325)	8367 (18446)	

Sound Enclosure (Level 1) and State Subbase Fuel Tank

1771 (468)	12	6714 (264)	1495 (59)	2832 (111)	6078 (13399)	5679 (12520)	432 (17)
3384 (894)	24			3137 (123)	6375 (14054)	5976 (13174)	737 (29)
5047 (1333)	36			7654 (301)	3314 (130)	6839 (15077)	6440 (14197)
6681 (1765)	48	6282 (247)	1981 (78)	3375 (133)	7929 (17480)	7530 (16600)	975 (38)
9993 (2640)	72		2591(102)	3425 (135)	8808 (19418)	8409 (18538)	1026 (40)
13325 (3520)	96	8306 (327)			9607 (21179)	9208 (20300)	

Sound Enclosure (Level 2) and Standard Subbase Fuel Tank

No Tank	0	5520 (217)	1495 (59)	2400 (94)	4881 (10760)	4470 (9854)	0 (0)
1771 (468)	12	5761 (227)		2857 (112)	6039 (13313)	5628 (12407)	457 (18)
3384 (894)	24			3238 (127)	6365 (14032)	5954 (13126)	838 (33)
5047 (1333)	36			7095 (279)	3314 (130)	6867 (15139)	6468 (14259)
6651 (1757)	48	5850 (230)	1981 (78)	3476 (137)	7910 (17438)	7499 (16532)	1076 (42)
9971 (2634)	72	6028 (237)	2591(102)		8902 (19625)	8491 (18719)	

Sound Enclosure (Level 2) and State Subbase Fuel Tank

1771 (468)	12	6714 (264)	1495 (59)	2832 (111)	6214 (13699)	5803 (12793)	432 (17)
3384 (894)	24			3137 (123)	6511 (14354)	6100 (13448)	737 (29)
5047 (1333)	36			7654 (301)	3314 (130)	6975 (15377)	6564 (14471)
6681 (1765)	48	6282 (247)	1981 (78)	3375 (133)	8065 (17780)	7654 (16874)	975 (38)
9993 (2640)	72		2591(102)	3425 (135)	8944 (19718)	8533 (18812)	1026 (40)
13325 (3520)	96	8306 (327)			9743 (21479)	9332 (20573)	

Note: Data in table is for reference only, refer to the respective ADV drawings for details.

* Max. weight includes the generator set (wet) with largest alternator option, enclosure, silencer, and tank (no fuel).

† Includes fuel tank and I-beam with 48-hour, 72-hour, and 96-hour fuel tanks.

‡ Log average sound pressure level of 8 measured positions around the perimeter of the unit at a distance of 7 m (23 ft). Refer to TIB-114 for details.



KOHLER CO., Kohler, Wisconsin 53044 USA
Phone 920-457-4441, Fax 920-459-1646
For the nearest sales and service outlet in the
US and Canada, phone 1-800-544-2444
KOHLERPower.com

DISTRIBUTED BY:

© 2020 Kohler Co. All rights reserved.