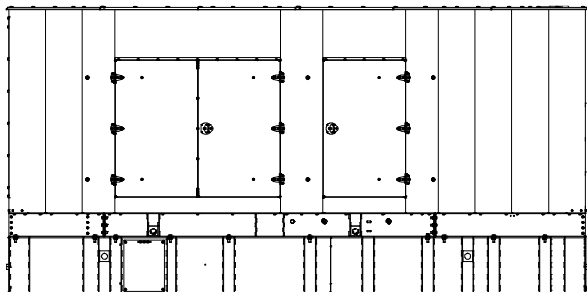
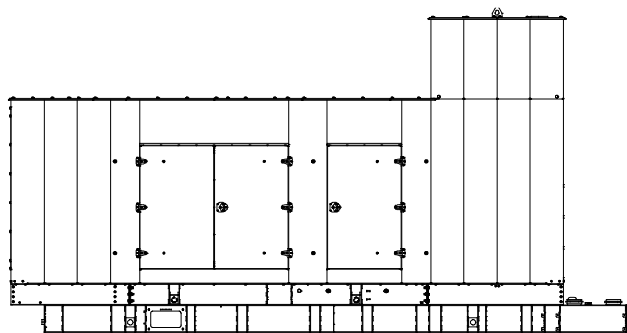


**Sound Enclosure and Subbase Fuel Tank Package**



**Level 1 and Level 2 Sound Enclosure with Subbase Fuel Tank**



**Level 3 Sound Enclosure with Discharge Section and Subbase Fuel Tank**

**Applicable to the following models:**

**KD700-KD750**

**Sound Level 1 Enclosure Standard Features**

- Internal silencers with flexible exhaust connectors and exhaust elbows.
- Optional subbase fuel tank.
- Aluminum construction with six large, hinged doors for easy maintenance.
- Fade-, scratch-, and corrosion-resistant Kohler® Power Armor™ automotive-grade textured finish.
- Lockable, flush-mounted door latches.
- Air inlet louvers to reduce rain and snow entry.
- Acoustic insulation that meets UL 94 HF1 flammability classification.
- Vertical outlet hood with 90 degree angles to redirect air and reduce noise.
- Sound level 1 enclosure is designed to 150 mph (241 kph) wind load rating.

**Sound Level 2 Enclosure Standard Features**

- Includes all of the sound level 1 enclosure features with the addition of up to 51 mm (2 in.) acoustic insulation material, intake sound baffles, secondary silencers, and vertical air discharge with rain caps.
- Sound level 2 enclosure is certified to 200 mph (322 kph) wind load rating for KD700-KD750 models.

**Sound Level 3 Enclosure Standard Features**

- Includes all of the sound level 1 and sound level 2 enclosure features.
- Sound level 3 enclosure has extended intake baffles, extended discharge with sound baffles.

**Subbase Fuel Tank Features**

- The fuel tank has a Power Armor Plus™ textured epoxy-based rubberized coating.
- The above-ground rectangular secondary containment tank mounts directly to the generator set, below the generator set skid (subbase).
- Both the inner and outer tanks have UL-listed emergency relief vents.
- Flexible fuel lines are provided with subbase fuel tank selection.
- The containment tank's construction protects against fuel leaks or ruptures. The inner (primary) tank is sealed inside the outer (secondary) tank. The outer tank contains the fuel if the inner tank leaks or ruptures.
- The above ground secondary containment subbase fuel tank meets UL 142 requirements.
- State tanks with varying capacities are available. Florida Dept. of Environmental Protection (FDEP) File No. EQ-634 approved.

**Enclosure and Subbase Fuel Tank Combinations**

Three enclosure configurations are available with the subbase fuel tanks:

- Sound Enclosure Level 1
- Sound Enclosure Level 2
- Sound Enclosure Level 3

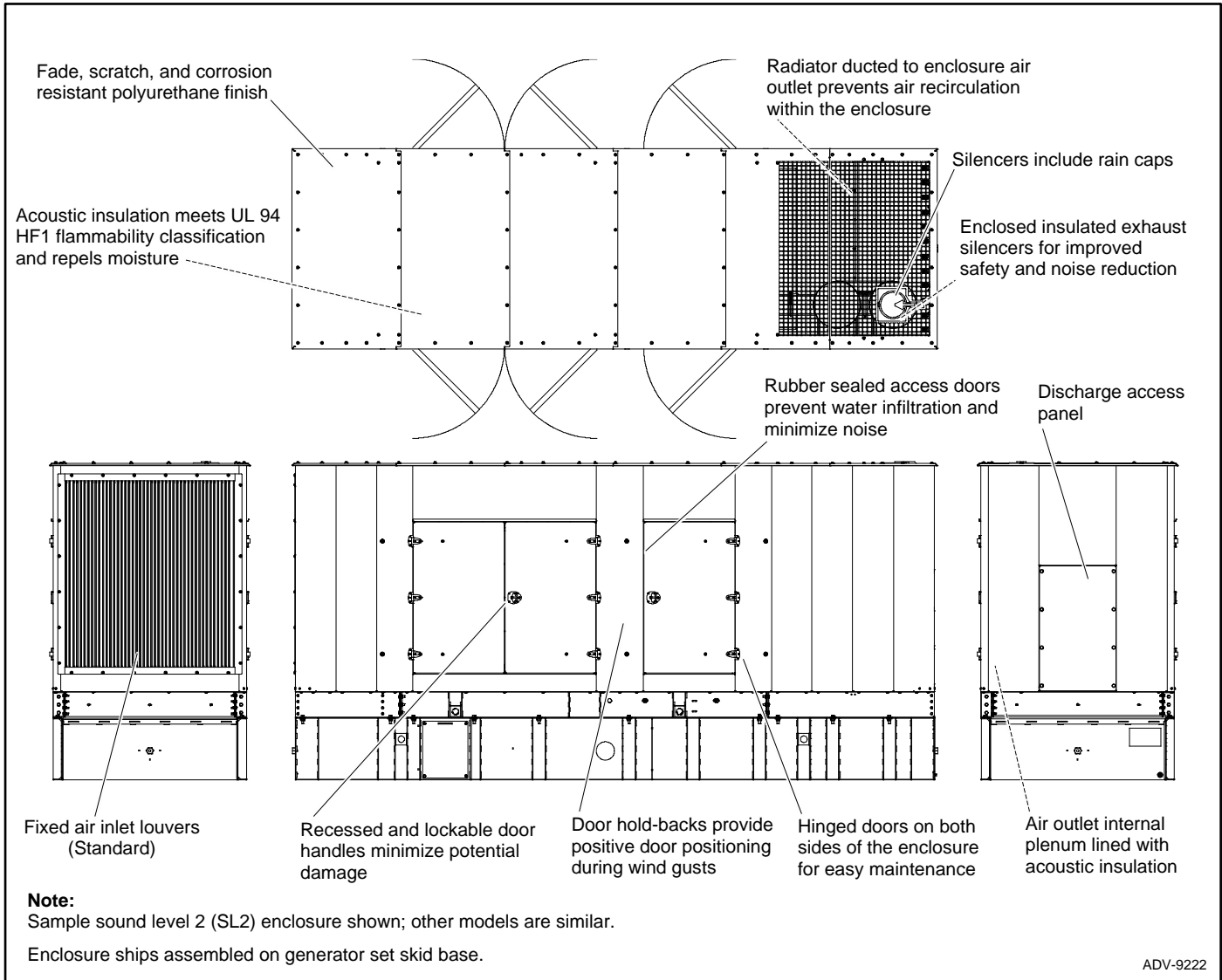
**Available Approvals and Listings**

- UL 2200 Listing
- UL142 Listing (fuel tanks)
- CSA Approval
- cUL Listing (fuel tanks only)
- Hurricane Rated Enclosure - Available on aluminum Sound Level 2 and sound level 3 enclosures, KD700-KD750 models (Impact rated for Large Missile Level E and Wind load rated per Florida Building Code, tested to TAS201-94, TAS202-94 and TAS203-94 standards)

**Note:** Hurricane rated enclosures are not available with emergency stop switch.

**Note:** Some models may have limited third-party approvals; see your local distributor for details.

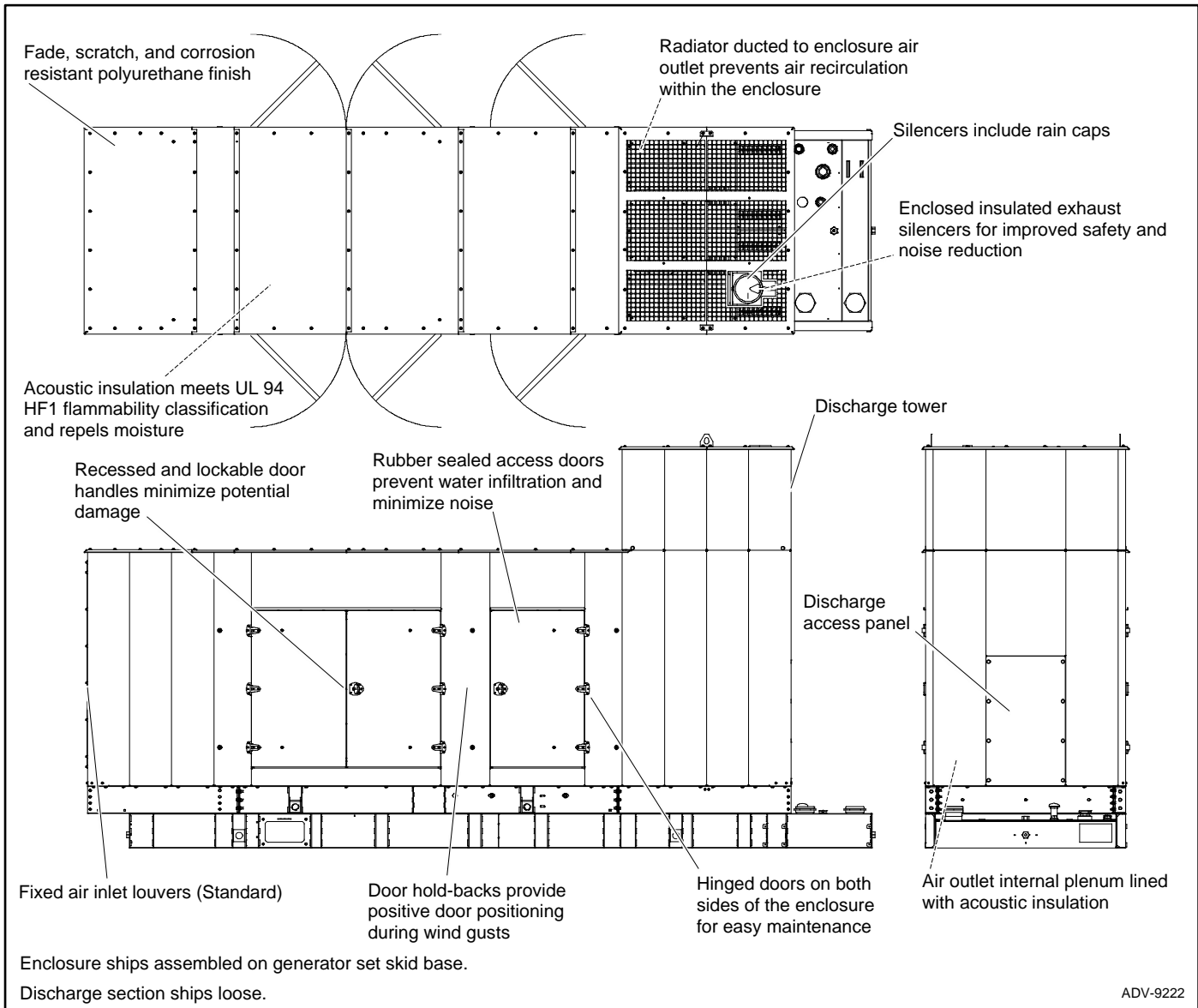
## Aluminum Sound Enclosures



### Level 1 and Level 2 Sound Enclosure Features

- Heavy-duty formed panels, solid construction. Preassembled package offering corrosion resistant, dent resilient structure mounting directly to lift base or fuel tank.
- Power Armor™ automotive-grade finish resulting in advanced corrosion and abrasion protection as well as enhanced edge coverage and color retention.
- Internal exhaust silencers offering maximum component life and operator safety.
- Service access. Multiple personnel doors on both sides for easy access to generator set control and servicing of the fuel fill, fuel gauge, oil fill, and battery.
- Interchangeable modular panel construction. Allows complete serviceability or replacement without compromising enclosure design.
- Bolted panels facilitate service, future modification upgrades, or field replacement.
- Cooling/combustion air intake. Fixed air intake louvers.
- Sound-attenuating design using additional secondary silencers and up to 51 mm (2 inches) of added acoustic insulation, UL 94 HF1 listed for flame resistance.
- Vertical air discharge. Vertical air discharge design that redirects exhaust and cooling air up and above the enclosure to reduce noise.

## Aluminum Sound Enclosures

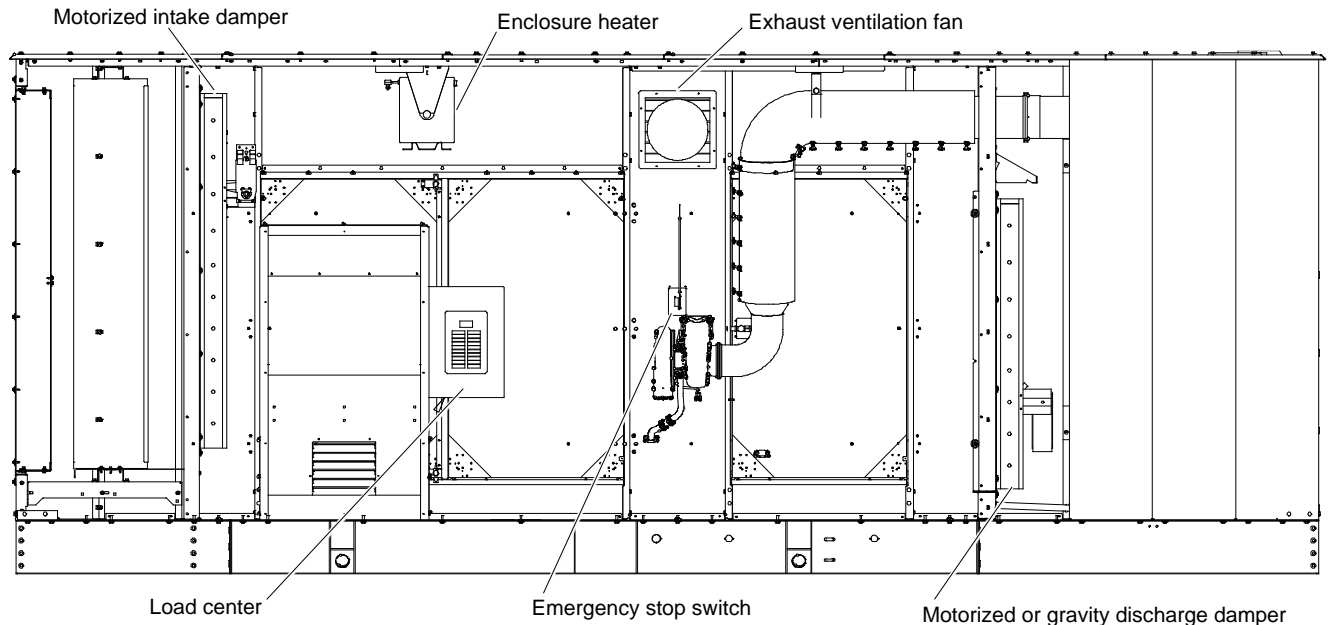


### Level 3 Sound Enclosure Features

- Heavy-duty formed panels, solid construction. Preassembled package offering corrosion resistant, dent resilient structure mounting directly to lift base or fuel tank.
- Power Armor™ automotive-grade finish resulting in advanced corrosion and abrasion protection as well as enhanced edge coverage and color retention.
- Internal exhaust silencers offering maximum component life and operator safety.
- Service access. Multiple personnel doors on both sides for easy access to generator set control and servicing of the fuel fill, fuel gauge, oil fill, and battery.
- Interchangeable modular panel construction. Allows complete serviceability or replacement without compromising enclosure design.
- Bolted panels facilitate service, future modification upgrades, or field replacement.
- Cooling/combustion air intake. Fixed air intake louvers.
- Sound-attenuating design using additional secondary silencers and up to 51 mm (2 inches) of added acoustic insulation, UL 94 HF1 listed for flame resistance.
- Extended intake baffles for additional sound-attenuation.
- Discharge tower. Sound level 3 (SL3) has a discharge tower, bolted on the top of the enclosure to redirect exhaust and cooling air up and above the enclosure to reduce noise.

## Aluminum Sound Enclosure Options

Side view of SL2 enclosure, shown with side panels removed for illustration only:



**Note:**

Sample sound level 2 (SL2) enclosure shown; other models are similar.

ADV-9222

### Basic Electrical Package (BEP)

**Distribution Panel/Load Center.** Prewired AC power distribution of all factory-installed features including block heater, two GFCI-protected internal 120-volt service receptacles, internal lighting, and commercial grade wall switches. Single-phase load center powered by building source power and protected by a main circuit breaker, rated for 100 amps as noted, with capacity and circuit positions for future expansion. AC power distribution installed in accordance with NEC and all wiring within EMT thin wall conduit. LED AC lights located within UL-listed fixtures designed for wet locations.

- BEP, single-phase, 120/208, 60 Hz or 120/240 VAC, 60 Hz. Includes 100 amp electrical panel, two 3-way switches, two LED lights, and two GFCI receptacles.

### DC Light Package

**DC Light Package (DLP).** Prewired, internal LED DC light package offering an economical alternative light source within the enclosure, as a complement to the BEP or a source of light when AC power is not available. Battery drain limited with fuse protection and controlled through a 0-60 minute, spring-wound, no-hold timer. Available in LED.

### Electrical Accessories

**Wiring Kits.** Electrical wiring for accessories. BEP required.

- Alternator heater wiring (KD700-KD750 only)
- Block heater wiring, single-phase
- Battery charger wiring

### Emergency Stop Switch

- Generator set emergency stop switch, qty. 1.

**NOTE:** Not available with hurricane rated enclosures.

### Enclosure Heater

**Heater, 3.7/5 kW Ceiling Mounted.** Electrical utility heater prewired to load center internal to enclosure. Rated at 13652/10239 Btu. Includes adjustable louvers offering down flow and horizontal air tuning, built-in thermostat with automatic fan delay controls.

- Heater kit with 1 heater, single phase, 208/240 VAC, 60 Hz. BEP required.

### Exhaust Fan

- Exhaust Ventilation Fan. Mounted inside the enclosure. BEP required.

**Motorized Inlet Louvers.** 60 Hz only; BEP required.

- Galvanized construction

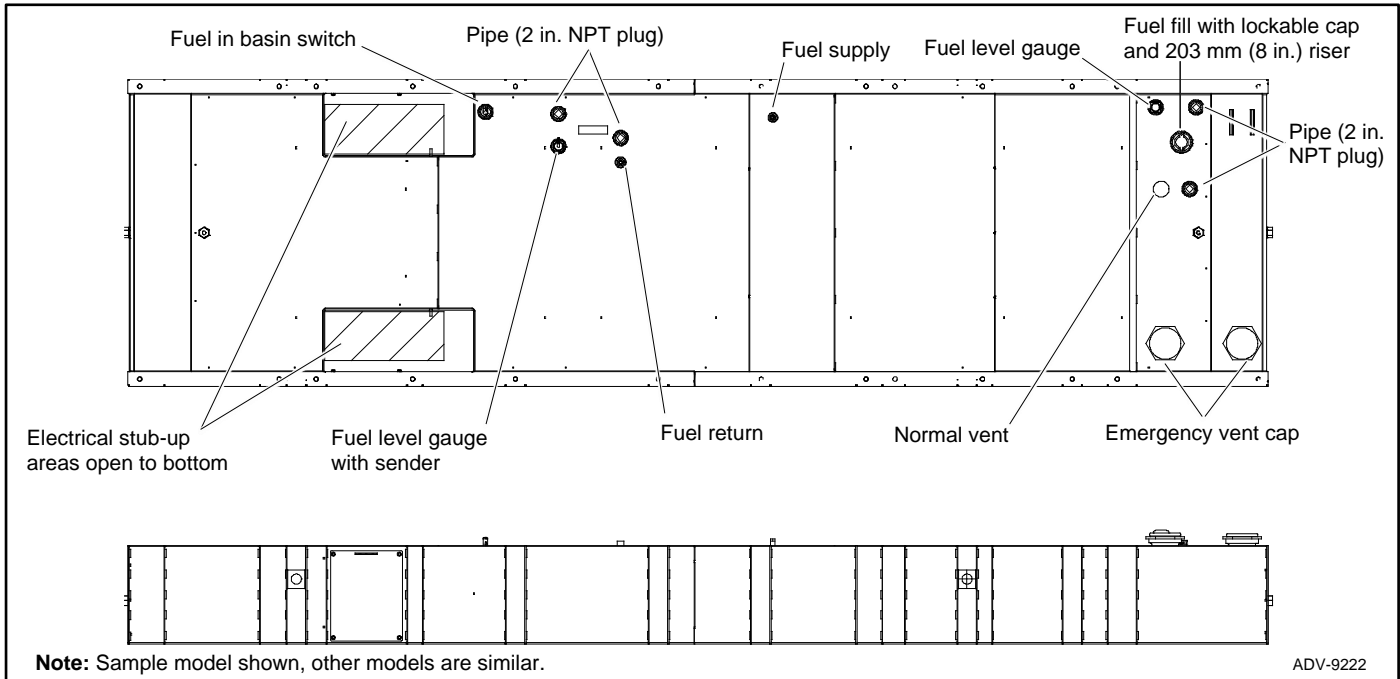
**Motorized Outlet Louvers.** 60 Hz only; BEP required.

- Galvanized construction

### Gravity Air Outlet

- Galvanized construction

## Subbase Fuel Tank



### Subbase Fuel Tank Standard Features

- Extended operation. State tanks with various capacities for multiple hour requirements.
- UL listed. Secondary containment generator set base tank meeting UL 142 requirements.
- NFPA compliant. Designed to comply with the installation standards of NFPA 30 and NFPA 37.
- Integral external lift lugs. Enables crane with spreader-bar lifting of the complete package (empty tank, mounted generator set, and enclosure) to ensure safety.
- Emergency pressure relief vents. Vents ensure adequate venting of inner and outer tank under extreme pressure and/or emergency conditions.
- Normal vent with cap. Vent is raised above lockable fuel fill.
- Fuel level gauge with sender.
- Mechanical fuel level gauge.
- Leak detection switch. Annunciates a contained primary tank fuel leak condition at generator set control.
- Electrical stub-up area open to bottom.
- Additional 2 in. NPT fittings for optional accessories.

### Subbase Fuel Tank Options

#### Bottom Clearance

- I-beams, provide 102 mm (4 in.) of ground clearance

#### Fuel in Basin Options

- Fuel in basin switch, Florida Dept. of Environmental Protection (FDEP) File No. EQ-682 approved
- 100% engine fluid containment

#### Fuel Supply Options

- Fire safety valve (installed on fuel supply line)
- Ball valve (installed on fuel supply line)

### Fuel Fill Options

- Fill pipe extension to within 152 mm (6 in.) of bottom of fuel tank
- 18.9 L (5 gallon) spill containment
- 18.9 L (5 gallon) spill containment with 95% shutoff
- 18.9 L (5 gallon) spill containment fill to within 152 mm (6 in.) of bottom of fuel tank
- 28.4 L (7.5 gallon) spill containment, Florida Dept. of Environmental Protection (FDEP) File No. EQ-345 approved
- 28.4 L (7.5 gallon) spill containment with 90% shutoff, Florida Dept. of Environmental Protection (FDEP) File No. EQ-345/EQ-257 approved
- 28.4 L (7.5 gallon) spill containment with 95% shutoff, Florida Dept. of Environmental Protection (FDEP) File No. EQ-345/EQ-257 approved

### High Fuel Level Switch

- High fuel level switch, 24V
- High fuel level switch, 24V, Florida Dept. of Environmental Protection (FDEP) File No. EQ-682 approved
- Fuel tank panel, 3 alarm, 24 V
- Fuel tank panel, 3 alarm, 24 V, Florida Dept. of Environmental Protection (FDEP) File No. EQ-682 approved

### Normal Vent Options

- 3.7 m (12 ft.) above grade (without spill containment)
- 3.7 m (12 ft.) above grade (with spill containment)

### Freestanding Stairs

- Stairs with catwalk, full length of enclosure

### Tank Marking Options

- Decal, Combustible Liquids - Keep Fire Away (qty. 2)
- Decal, NFPA 704 identification (qty. 2)
- Decal, tank number and safe fuel fill height (qty. 2)

## Enclosure and Subbase Fuel Tank Specifications

Fuel Tank Capacity, L (gal.)	Est. Fuel Supply Hours at 60 Hz with Full Load (nominal)	Max. Dimensions, mm (in.)			Max. Weight, † kg (lb.)	Fuel Tank Height, mm (in.)	Sound Pressure Level at 60 Hz with Full Load, dB(A) ‡
		Length	Width §	Height			

### KD700 Open unit and Standard Subbase Fuel Tank

4829 (1275)	24	6356 (250)	1968 (77)	2761 (109)	8120 (17902)	610 (24)	92
9539 (2520)	48	6356 (250)	2590 (102)	2989 (118)	9860 (21738)	838 (33)	

### KD700 Open unit and State Code Subbase Fuel Tank

No Tank	0	3600 (142)	1900 (75)	2151 (85)	5600 (12346)	-	92
2081 (550)	10	7121 (280)	1968 (77)	2481 (98)	7740 (17064)	330 (13)	
2498 (660) <sup>◇</sup>	12	4435 (175)	1900 (75)	2684 (106)	7260 (16006)	533 (21)	
4841 (1279)	24	7121 (280)	1968 (77)	2761 (109)	8300 (18298)	610 (24)	
9577 (2530)	48		2590 (102)	2938 (116)	10400 (22928)	787 (31)	
14327 (3785)	72	7576 (298)	3045 (120)	3065 (121)	11650 (25684)	914 (36)	
19021 (5025)	96	9926 (391)		13040 (28748)			

### KD700 SL1 Sound Enclosure with Internal Silencer and Standard Subbase Fuel Tank

4829 (1275)	24	6356 (250)	1968 (77)	3130 (123)	9360 (20635)	610 (24)	87
9539 (2520)	48	6356 (250)	2590 (102)	3520 (139)	11320 (24956)	838 (33)	

### KD700 SL1 Sound Enclosure with Internal Silencer and State Code Subbase Fuel Tank

No Tank	0	6340 (250)	1968 (77)	2520 (99)	6840 (15080)	-	87
2081 (550)	10	7121 (280)		2850 (112)	8980 (19798)	330 (13)	
4841 (1279)	24		3130 (123)	9540 (21032)	610 (24)		
9577 (2530)	48	2590 (102)	3469 (137)	11860 (26147)	787 (31)		
14327 (3785)	72	7576 (298)	3045 (120)	3596 (142)	13110 (28903)	914 (36)	
19021 (5025)	96	9926 (391)		14500 (31967)			

### KD700 SL2 Sound Enclosure with Internal Silencer and Standard Subbase Fuel Tank

4829 (1275)	24	6356 (250)	1968 (77)	3130 (123)	9630 (21231)	610 (24)	74
9539 (2520)	48	6356 (250)	2590 (102)	3520 (139)	11370 (25067)	838 (33)	

### KD700 SL2 Sound Enclosure with Internal Silencer and State Code Subbase Fuel Tank

No Tank	0	6340 (250)	1968 (77)	2520 (99)	7110 (15675)	-	74
2081 (550)	10	7121 (280)		2850 (112)	9250 (20393)	330 (13)	
4841 (1279)	24		3130 (123)	9810 (21627)	610 (24)		
9577 (2530)	48	2590 (102)	3469 (137)	12130 (26742)	787 (31)		
14327 (3785)	72	7576 (298)	3045 (120)	3596 (142)	13380 (29498)	914 (36)	
19021 (5025)	96	9926 (391)		14770 (32562)			

### KD700 SL3 Sound Enclosure with Internal Silencer and Standard Subbase Fuel Tank

4829 (1275)	24	6750 (266)	1968 (77)	4089 (161)	9930 (21892)	610 (24)	72
9539 (2520)	48	6750 (266)	2590 (102)	4479 (176)	11890 (26213)	838 (33)	

### KD700 SL3 Sound Enclosure with Internal Silencer and State Code Subbase Fuel Tank

No Tank	0	6740 (265)	1968 (77)	3479 (137)	7410 (16336)	-	72
2081 (550)	10	7515 (296)		3809 (150)	9550 (21054)	330 (13)	
4841 (1279)	24		4089 (161)	10110 (22289)	610 (24)		
9577 (2530)	48	2590 (102)	4428 (174)	12430 (27403)	787 (31)		
14327 (3785)	72	7970 (314)	3045 (120)	4555 (179)	13680 (30159)	914 (36)	
19021 (5025)	96	10320 (406)		15070 (33224)			

**NOTE:** Data in table is for reference only. Height includes enclosure, lift base, and tank (if equipped). Refer to your authorized Kohler distributor for enclosure and subbase fuel tank specification details.

† Max. weight includes the generator set (wet) with the largest alternator option, enclosure, silencers, lift base, and tank (no fuel).

‡ Log average sound pressure level of 8 measured positions around the perimeter of the unit at a distance of 7 m (23 ft.). Refer to TIB-114 for details. Enclosed generator set sound data for some models was not available at time of print.

§ An additional 940 mm (37 inches) of clearance on each side for opening and closing the access doors is recommended.

◇ Available for open units only. Not available with enclosures.

## Enclosure and Subbase Fuel Tank Specifications

Fuel Tank Capacity, L (gal.)	Est. Fuel Supply Hours at 60 Hz with Full Load (nominal)	Max. Dimensions, mm (in.)			Max. Weight, † kg (lb.)	Fuel Tank Height, mm (in.)	Sound Pressure Level at 60 Hz with Full Load, dB(A) ‡
		Length	Width §	Height			

### KD750 Open unit and Standard Subbase Fuel Tank

4829 (1275)	24	6356 (250)	1968 (77)	2761 (109)	8360 (18431)	610 (24)	92
9539 (2520)	48	6356 (250)	2590 (102)	2989 (118)	10100 (22267)	838 (33)	

### KD750 Open unit and State Code Subbase Fuel Tank

No Tank	0	3600 (142)	1900 (75)	2151 (85)	5840 (12875)	-	92
2081 (550)	10	7121 (280)	1968 (77)	2481 (98)	7980 (17593)	330 (13)	
2498 (660) <sup>◇</sup>	12	4435 (175)	1900 (75)	2684 (106)	7500 (16535)	533 (21)	
4841 (1279)	24	7121 (280)	1968 (77)	2761 (109)	8540 (18827)	610 (24)	
9577 (2530)	48		2590 (102)	2938 (116)	10640 (23457)	787 (31)	
14327 (3785)	72	7576 (298)	3045 (120)	3065 (121)	11890 (26213)	914 (36)	
19021 (5025)	96	9926 (391)		13280 (29277)			

### KD750 SL1 Sound Enclosure with Internal Silencer and Standard Subbase Fuel Tank

4829 (1275)	24	6356 (250)	1968 (77)	3130 (123)	9600 (21164)	610 (24)	87
9539 (2520)	48	6356 (250)	2590 (102)	3520 (139)	11560 (25485)	838 (33)	

### KD750 SL1 Sound Enclosure with Internal Silencer and State Code Subbase Fuel Tank

No Tank	0	6340 (250)	1968 (77)	2520 (99)	7080 (15609)	-	87
2081 (550)	10	7121 (280)		2850 (112)	9220 (20327)	330 (13)	
4841 (1279)	24		3130 (123)	9780 (21561)	610 (24)		
9577 (2530)	48		2590 (102)	3469 (137)	12100 (26676)	787 (31)	
14327 (3785)	72	7576 (298)	3045 (120)	3596 (142)	13350 (29432)	914 (36)	
19021 (5025)	96	9926 (391)		14740 (32496)			

### KD750 SL2 Sound Enclosure with Internal Silencer and Standard Subbase Fuel Tank

4829 (1275)	24	6356 (250)	1968 (77)	3130 (123)	9870 (21760)	610 (24)	75
9539 (2520)	48	6356 (250)	2590 (102)	3520 (139)	11830 (26081)	838 (33)	

### KD750 SL2 Sound Enclosure with Internal Silencer and State Code Subbase Fuel Tank

No Tank	0	6340 (250)	1968 (77)	2520 (99)	7350 (16204)	-	75
2081 (550)	10	7121 (280)		2850 (112)	9490 (20922)	330 (13)	
4841 (1279)	24		3130 (123)	10050 (22156)	610 (24)		
9577 (2530)	48		2590 (102)	3469 (137)	12370 (27271)	787 (31)	
14327 (3785)	72	7576 (298)	3045 (120)	3596 (142)	13620 (30027)	914 (36)	
19021 (5025)	96	9926 (391)		15010 (33091)			

### KD750 SL3 Sound Enclosure with Internal Silencer and Standard Subbase Fuel Tank

4829 (1275)	24	6750 (266)	1968 (77)	4089 (161)	10170 (22421)	610 (24)	72
9539 (2520)	48	6750 (266)	2590 (102)	4479 (176)	12130 (26742)	838 (33)	

### KD750 SL3 Sound Enclosure with Internal Silencer and State Code Subbase Fuel Tank

No Tank	0	6740 (265)	1968 (77)	3479 (137)	7650 (16865)	-	72
2081 (550)	10	7515 (296)		3809 (150)	9790 (21583)	330 (13)	
4841 (1279)	24		4089 (161)	10350 (22818)	610 (24)		
9577 (2530)	48		2590 (102)	4428 (174)	12670 (27933)	787 (31)	
14327 (3785)	72	7970 (314)	3045 (120)	4555 (179)	13920 (30688)	914 (36)	
19021 (5025)	96	10320 (406)		15310 (33753)			

**NOTE:** Data in table is for reference only. Height includes enclosure, lift base, and tank (if equipped). Refer to your authorized Kohler distributor for enclosure and subbase fuel tank specification details.

† Max. weight includes the generator set (wet) with the largest alternator option, enclosure, silencers, lift base, and tank (no fuel).

‡ Log average sound pressure level of 8 measured positions around the perimeter of the unit at a distance of 7 m (23 ft.). Refer to TIB-114 for details. Enclosed generator set sound data for some models was not available at time of print.

§ An additional 940 mm (37 inches) of clearance on each side for opening and closing the access doors is recommended.

◇ Available for open units only. Not available with enclosures.



KOHLER CO., Kohler, Wisconsin 53044 USA  
Phone 920-457-4441, Fax 920-459-1646  
For the nearest sales and service outlet in  
the US and Canada, phone 1-800-544-2444  
KOHLERPower.com

---

Availability is subject to change without notice. Kohler Co. reserves the right to change the design or specifications without notice and without any obligation or liability whatsoever. Contact your local Kohler® generator set distributor for availability.

<b>DISTRIBUTED BY:</b>
------------------------

© 2022 Kohler Co. All rights reserved.